

LONDON
SQUARE

An Aldar Company

TWICKENHAM GREEN

TW2

DISCOVER A NEW RIVERSIDE NEIGHBOURHOOD >



HOME TO BEAUTIFUL MOMENTS

Set on the quiet banks of the River Crane, London Square Twickenham Green is made for perfect moments: a cup of coffee on the balcony, the gentle ripple of the water, sharing a laugh with a neighbour.

DISCOVER MORE >



Discover a boutique collection of 2, 3 & 4 bedroom mews houses. The regenerated riverfront and beautiful outdoor spaces create a peaceful retreat — but you're still seamlessly connected to central London. Here, you can truly soak up the calm and beauty of living in this leafy suburb.



Computer generated image, indicative only



Locations are approximate. Travel times taken from Google maps.



Welcome to London Square Twickenham Green

01



LOCAL AMENITIES

02



OUTDOOR AND WELLNESS

03



GETTING AROUND

04



YOUR HOME

05



FLOORPLANS



LOCAL



GEMS

Twickenham loves local. While you'll find a few familiar chains here, there are plenty of independent restaurants and cafés with their own character and friendly owners.

DISCOVER MORE [➤](#)



LOCAL AMENITIES

Nestled in vibrant Twickenham, your new home gives you access to an array of amenities, from charming cafés and local pubs to shops and supermarkets.

INTERESTS

- 1 Twickenham Rowing Club
- 2 York House
- 3 Fountain Gardens
- 4 Twickenham Cricket Club
- 5 Kneller Gardens
- 6 Craneford Way Playing Fields
- 7 Twickenham Stadium
- 8 Twickenham Stoop
- 9 Church Street Shopping

CAFÉS & RESTAURANTS

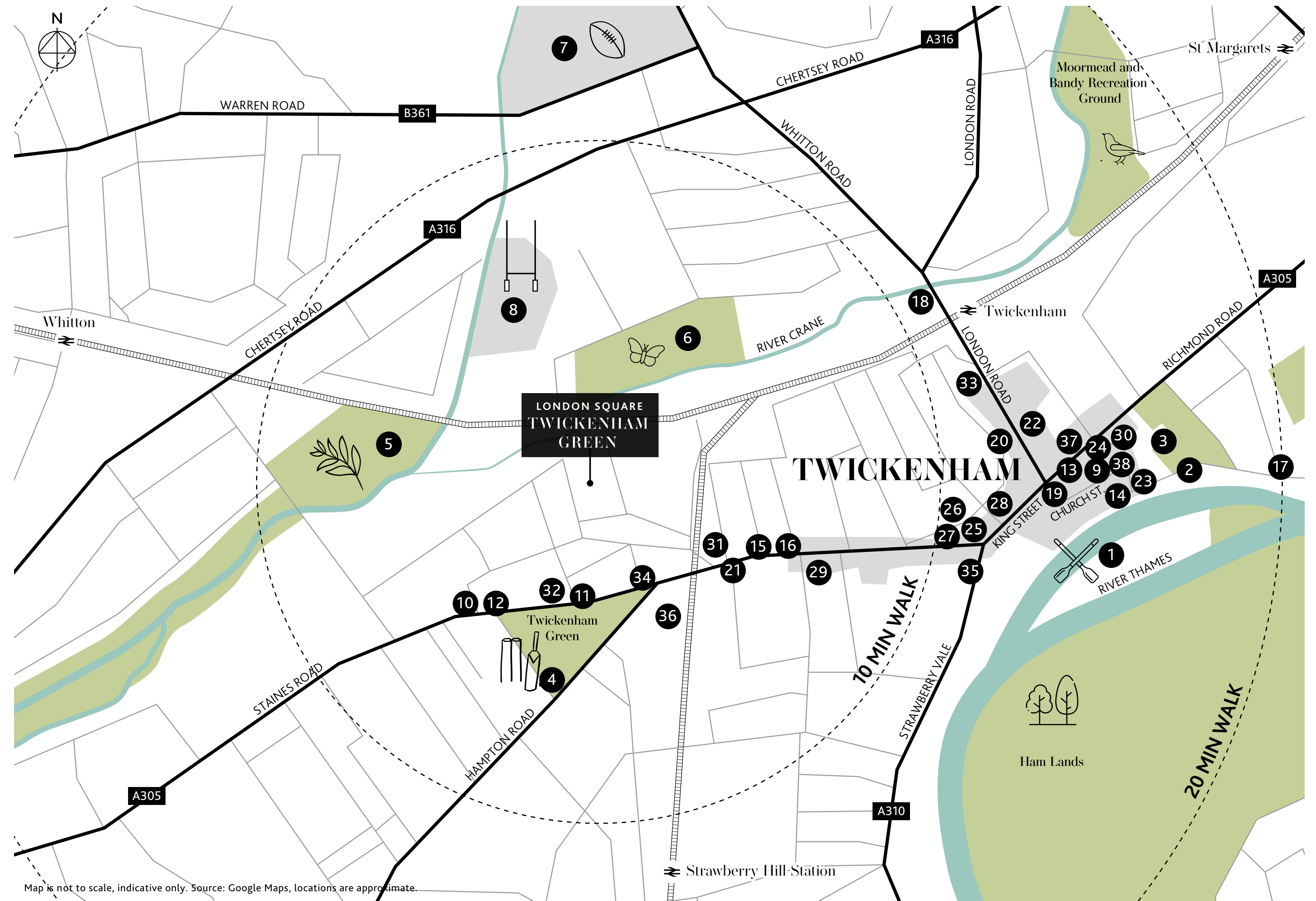
- 10 La Casetta Café
- 11 Da Alfredo Italian Restaurant
- 12 The Prince Blucher Pub
- 13 The Fox Pub
- 14 Barmy Arms Pub
- 15 Saponi Café
- 16 Shiuli Indian Restaurant
- 17 The White Swan Pub
- 18 The Crane Tap Pub
- 19 Sumac Persian Restaurant
- 20 The Press Room Coffee House
- 21 Soul Café
- 22 Avocado & Lemon Café
- 23 The Eel Pie Pub

SHOP LOCAL

- 24 Corto Italian Deli
- 25 Sandys Fishmongers
- 26 Farmers' Market
- 27 Browne's Artisan Butchers
- 28 P Cooper & Sons Greengrocer
- 29 Mediterranean Supermarket
- 30 Sweet Memories of Twickenham

ESSENTIALS

- 31 Medivet
- 32 Dentist - The Complete Smile
- 33 The Post Office
- 34 Pharmacy - Maple Leaf
- 35 PureGym
- 36 Doctors - The Green Surgery
- 37 Florist - The Bloomery
- 38 Hairdressing and Beauty - Mint





A taste of home

London Square Twickenham Green mornings smell like freshly baked bread and coffee. Pop into a local bakery to pick up artisan pastries for breakfast or grab a hot drink to go for your riverfront walk. There are many lovely cafés in town, perfect for catching up with friends or reading a book.

OTHER FAVOURITES FOR COSY MORNINGS

- The Press Room London Road
- Avocado & Lemon London Road
- SOUL Cafe Heath Road

La Casetta Staines Road



Riverside Walk Fountain Gardens



Saporì Heath Road



Gails Church Street




LOCAL AMENITIES



Osteria Pulcinella Church Street



The Prince Blucher The Green



Da Alfredo The Green



Shiuli Heath Road

ON THE MENU

Twickenham has a small but mighty food scene. From cosy bistros on Church Street to riverside pubs, there's something for every occasion and every weather.

A FEW MORE NEIGHBOURHOOD GEMS

- The Barmy Arms The Embankment**
- The Swan Riverside**
- Arthurs Pizza The Green**
- Alexander Pope Strawberry Hill**
- The Crane Tap Brewery Lane**



SHOPS, BOUTIQUES, MARKETS

Twickenham high street has the shops you need for everyday essentials, including Marks & Spencer, Waitrose and Tesco. For seasonal, organic produce, there's a great Farmers' Market held every Saturday. And then there are the independent shops and boutiques on Church Street where you can find local treasures.




P Cooper & Sons King Street



Sweet Memories Church Street



Mojo Church Street



The Bloomery Church Street



Strawberry Hill House



Strawberry Hill House



York House

From grand Georgian mansions to charming Victorian terraces, Twickenham boasts many architectural treasures. Admire York House with its stunning gardens or the unique 18th-century Strawberry Hill House.

Stroll through centuries



SPORTING LEGENDS



Twickenham Stadium


11 minute drive | 8 minute cycle

The legendary Twickenham Stadium, the largest dedicated rugby union stadium in the world, is just a stroll away. Whether you're here to watch a match or a concert, the electric atmosphere is an unforgettable experience.

Wimbledon

38 minute drive

Timeless tradition, sporting excellence, and strawberries and cream? This must be Wimbledon. The prestigious Wimbledon Championships draws tennis fans from all over the world every summer – but for you it's just a short drive.





Twickenham is a favourite with families for good reasons. The area has several great nurseries and one of London's best selections of high-performing schools. London's world-famous universities can be easily reached by public transport.

TOP-TIER SCHOOLS

EARLY YEARS

Twickenham Green Montessori

10 min walk | 0.5 miles
Ranking: Outstanding

Archdeacon Cambridge's Nursery

15 min walk | 0.7 miles
Ranking: Good

Heathfield Nursery

8 min cycle | 1.4 miles
Ranking: Outstanding

PRIMARY SCHOOLS

Twickenham Primary Academy

3 min walk | 0.1 miles
Ranking: Outstanding

Archdeacon Cambridge's CE Primary

15 min walk | 0.7 miles
Ranking: Good

St James's Catholic Primary School

18 min walk | 0.9 miles
Ranking: Outstanding

Trafalgar Infant School

7 min cycle | 1.2 miles
Ranking: Outstanding

SECONDARY SCHOOLS

The Mall School

22 min walk | 1.1 miles
Ranking: N/A (Independent)

Waldegrave School

8 min cycle | 1.3 miles
Ranking: Outstanding

Orleans Park School

10 min cycle | 1.8 miles
Ranking: Outstanding

Twickenham School

11 min cycle | 1.9 miles
Ranking: Good

The Tiffin Girls' School

35 min bus | 4.5 miles
Ranking: Outstanding

UNIVERSITIES

St Mary's University, Twickenham

8 min cycle | 1.1 miles

Royal Holloway University of London

17 min train | 12.9 miles

King's College London

20 min train* | 12.9 miles

Kingston University

23 min cycle | 4.4 miles

University of Westminster

28 min train & tube | 13.4 miles

University of Roehampton

35 min bus | 6.3 miles

Imperial College London

38 min bus & tube | 10.3 miles



OUTDOOR AND WELLNESS

CLOSER

TO
NATURE

Find your moment of calm on the peaceful banks of the River Crane. Or take advantage of the many wonderful parks and green spaces around – from playing fields to botanical gardens.


DISCOVER MORE >



River Thames, Twickenham



The riverfront regeneration is the standout feature of the development. New planting creates a lush, peaceful setting, with play areas and seating. Specially designed wildlife habitats support local species of birds, bees and butterflies.



MAKE A SPLASH



Twickenham is made for staying active. If you love getting out on the water, you could join Twickenham Rowing Club, one of the oldest rowing clubs in London, or Twickenham Yacht Club offering sailing, cruising and




paddleboarding. Both clubs are set on a beautiful stretch of the River Thames.



HOME COURT ADVANTAGE

Game, set, match. Ace it at the outdoor courts at Kneller Gardens, Twickenham Lawn Tennis Club or Moormead and Bandy Recreation Ground. Or take advantage of the indoor hard courts at St Mary's University.





FIND YOUR BALANCE

Whether you're looking for a moment of zen or working on your fitness goals, you'll find plenty of great workout options around. The Hare & The Moon Yoga Studio opposite Twickenham Green offers classes and workshops and there are plenty more studios within strolling distance, including Joe's Reformer Pilates. Or why not roll out your mat by the river and enjoy a session in nature?

OTHER STUDIOS TO TRAIN OR RELAX

Zero Gravity Pilates The Green

Welcome Pilates The Green

Kinesis Hub Fitness Clinic Strawberry Hill

Lets go Yoga Twickenham Yacht Club





OUTDOOR AND WELLNESS

TAKREBA STROLL



Marble Hill House
11 minute drive | 9 minute cycle

Head to one of London's most outstanding parklands with over sixty acres of historic gardens and woods (just a 10-minute cycle from London Square Twickenham Green).



Ham House & Garden
18 minute drive | 10 minute cycle

A destination for horticulture enthusiasts and history buffs alike, the gardens at Ham House have been carefully restored by the National Trust to look just like they did in the 17th century.



Royal Botanic Gardens, Kew
18 minute drive | 18 minute cycle


Step into the enchanting world of tropical plants, giant waterlilies and breathtaking flowers at the Royal Botanic Gardens in Kew, one of the finest plant collections in the world. From Victorian greenhouses to treetop walkways, you can easily spend the whole day exploring the grounds.



Twickenham Green

4 minute walk | 2 minute cycle

The nearest park to the development is our namesake Twickenham Green. Join a summer cricket match or pick up a sourdough pizza from Arthur's Pizza and enjoy a picnic on the grass.






ROAM FREELY




Crane Park
10 minute drive | 11 minute cycle

Take a stroll to Crane Park, a nearby nature reserve that's home to many important and rare bird species. On Sundays, you can get a bird's eye view from the top of the Shot Tower – a Grade II listed building dating back to 1828.



Bushy Park
12 minute drive | 16 minute cycle

Bushy Park offers another slice of royal splendour. This hidden gem is less well-known than Richmond Park, but boasts equally impressive wide-open spaces, serene waterways and its own herds of resident deer as well. The 17th-century Diana Fountain is the park's most famous landmark.



Richmond Park
12 minute drive | 21 minute cycle

Richmond Park is the largest of London's Royal Parks, home to ancient trees, free-roaming deer and wild meadows. Enjoy cycling, horse riding, golf and fishing, or stroll one of the paths that criss-cross the park. The Isabella Plantation is especially beautiful in spring when blooming flowers paint it all shades of pink.



GETTING AROUND

GETTING AROUND

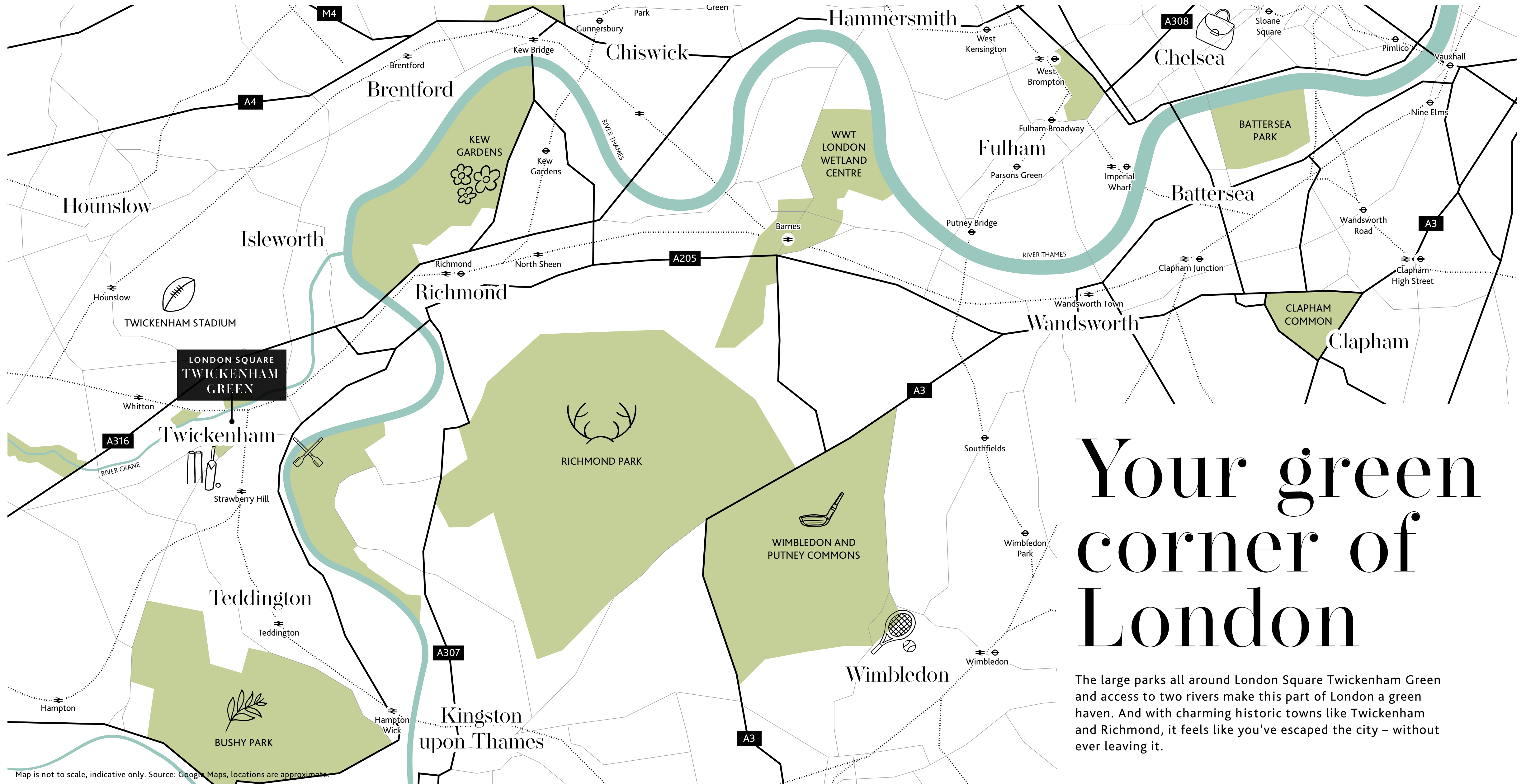
Whether it's a work commute or a weekend adventure, you are always well-connected by rail, road or bike.



DISCOVER MORE >



GETTING AROUND



Your green corner of London

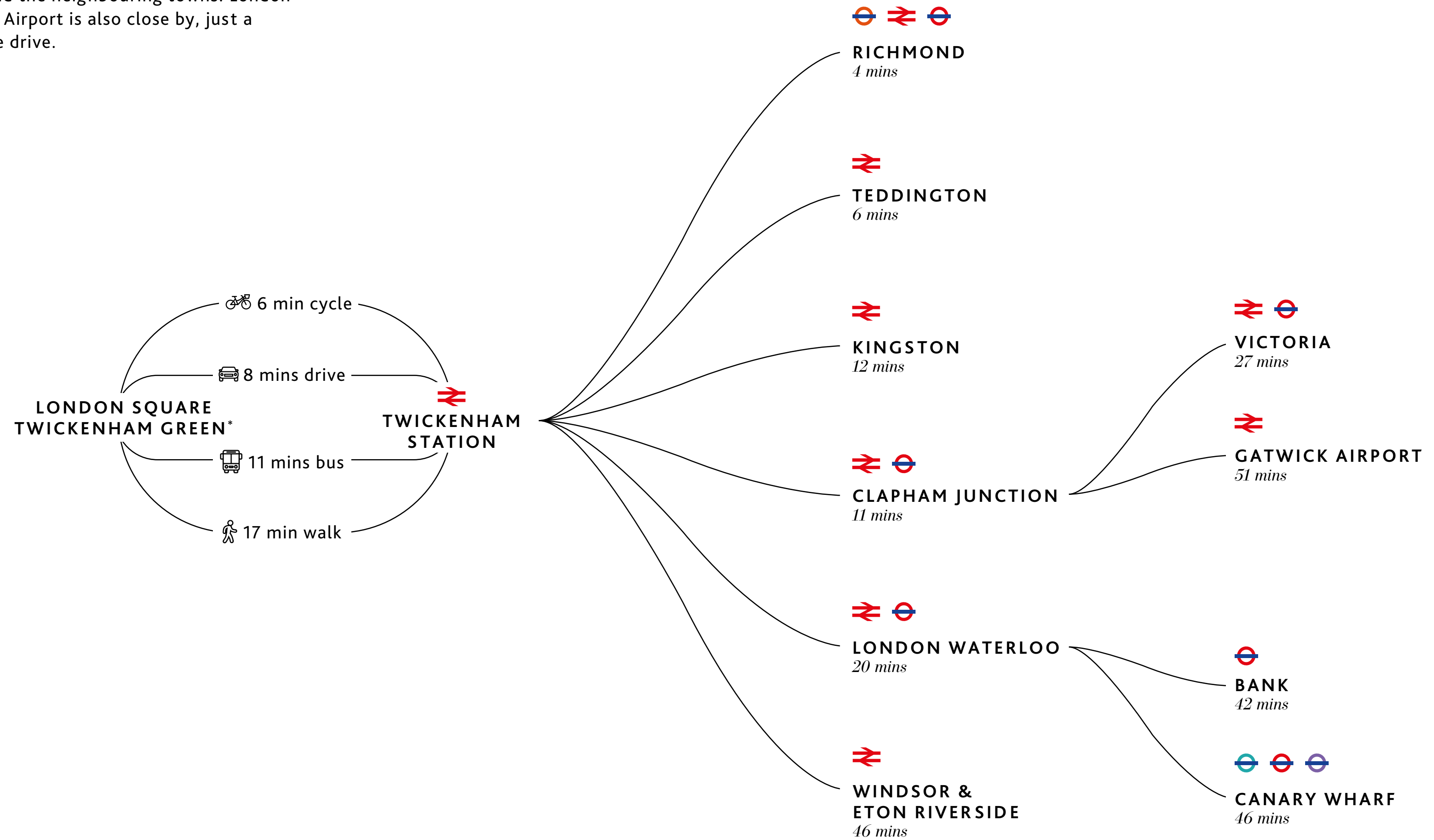
The large parks all around London Square Twickenham Green and access to two rivers make this part of London a green haven. And with charming historic towns like Twickenham and Richmond, it feels like you've escaped the city – without ever leaving it.



BARBURY

GETTING AROUND

It's a 15-minute walk to Strawberry Hill station and 17 minutes to Twickenham station. From here, there are fast trains to central London and the neighbouring towns. London Heathrow Airport is also close by, just a 28-minute drive.



*Travel times taken from Google maps. Strawberry Hill Station is closer in walking distance, but with fewer fast trains into London and connections.



GETTING AROUND



Teddington 8 minute drive | 11 minute cycle

Eat your way through Teddington, known for its great restaurant scene. From authentic tapas at Bar Estilo to excellent sushi at the atmospheric Itabashi Izakaya to elegant European dishes at One One Four – there are plenty of choices here.



Richmond 9 minute drive | 11 minute cycle

Just a hop across the river, picture-perfect Richmond is always a good idea for a relaxing day out. Stroll through Richmond Park, keeping an eye out for the resident deer, or stop for a drink at one of the many riverside pubs.



Kingston 16 minute drive | 21 minute cycle


With close to 300 stores, Kingston is the undeniable go-to destination for shopping. Find your favourite brands at Bentall Centre and Eden Walk Mall, or browse the independent stalls at the Kingston Historic Market for something utterly unique.



Windsor 35 minute drive | 30 minute by train

Get a different perspective by completing the Long Walk, a tree-lined avenue stretching from the gates of the castle to Snow Hill with views of the surrounding countryside. Windsor itself is well worth a trip with a range of boutiques, riverside restaurants and lovely cafés.


ON THE TOWN



LONDON CALLING

20 minute train to London Waterloo

There's nowhere like London when it comes to world-leading culture. Find inspiration at Tate Modern, The British Museum, National Gallery, West End and off-West End Theatre, The Royal Opera House, and iconic attractions from the Tower to the Palace.





YOUR HOME



MAKE YOURSELF AT HOME

Elegant design, abundant greenery and riverside location give this collection of homes a sense of calm, privacy and intimacy. This is a place to create your rituals, make new memories, and connect (or disconnect) as you please.

DISCOVER MORE >



YOUR HOME



Computer generated image, indicative only



YOUR HOME

Home by the river



Computer generated image, indicative only



The regenerated River Crane frontage sets the stage for peaceful moments. Enjoy some fresh air by the river with seating and play areas, set among lush planting.




Bright and spacious

Beautifully designed interiors at London Square Twickenham Green form the perfect backdrop to everyday moments. The open-plan living spaces adapt to your needs, whether you're entertaining guests or relaxing in private.




Computer generated image, indicative only





YOUR HOME



Computer generated image, indicative only

Your comfort zone

Your place to host friends, spend time with loved ones or retreat after a long day. The living room is where you can feel at ease at all times.



YOUR HOME

The art of slow mornings

The kitchens at London Square Twickenham Green are perfect for unrushed mornings, with ample space and high-end appliances for preparing a leisurely breakfast. This beautiful space invites you to linger over coffee and savour the time with your loved ones.



Lifestyle photography, not indicative of specification





YOUR HOME



The integrated Siemens oven is a great excuse to step up your cooking game.



Computer generated image, indicative only



YOUR HOME





YOUR HOME



Quiet mode on

Start the day right waking up in a beautiful, quiet bedroom. The soft Cormar carpets and fitted wardrobe in the principal bedroom make this space both stylish and comfortable.



YOUR HOME



Computer generated image, indicative only



Lifestyle photography, not indicative of specification



YOUR HOME



Computer generated image, indicative only



Lifestyle photography, not indicative of specification



Lifestyle photography, not indicative of specification

Light a candle, put on a soothing playlist and treat yourself to a spa treatment at home. With porcelain floor tiles and an illuminated mirror, the bathroom sets the tone for relaxation.

DAILY DOSE OF ME TIME





DETAILED SPECIFICATION



Computer generated image, indicative only

GENERAL SPECIFICATION

- Solid entrance door
- Glazed door in selected house types
- Black internal door handles
- Underfloor heating throughout
- Luxury wood effect flooring to hallways, kitchen, living, cloakrooms
- Cormar carpet in Dulwich Stripe
- Fitted wardrobe with full height opening doors to the principle bedroom PIR operated LED strip lighting
- Internal walls painted in a soft neutral colour
- Skirting and architraves painted white throughout
- Electrolux freestanding washer dryer located in utility cupboard

ELECTRICAL

- Stainless steel sockets with black inserts above kitchen worktop
- USB port to all rooms, in the principal bedroom one either side of the bed
- Adjustable recessed downlights throughout
- Communal aerial and wired for Sky Q, BT and Hyperopic connections with data points in living area

SECURITY & PEACE OF MIND

- Security locks to windows, balcony/terrace
- Hardwired smoke alarms and detection
- Heat detection to the kitchen
- 10-year NHBC warranty
- 2-year London Square Customer Care Warranty

COURTYARD GARDENS*

- External timber effect porcelain tile
- Grassed area
- Outdoor Tap

COMMUNAL AREAS

- Patio or balcony doors as appropriate
- Aluminium decking to balconies
- Individual cycle storage for each house*
- Bin refuse
- Landscaped river frontage
- Air Source Heat Pumps*



KITCHENS

- Matte kitchen units in two preselected colour themes* with soft close hinges
- Matte black handle on lower kitchen units in the houses
- LED strip lighting fitted below all units
- Solid surface 12mm single bevel edge worktop in two colours
- 3 in 1 boiling water tap in a black finish
- Underslung bowl sink matte black
- Siemens integrated oven
- Siemens integrated microwave
- Siemens induction hob
- Integrated 70/30 split fridge /freezer
- Integrated dishwasher
- Integrated extractor hood
- Siemens integrated wine fridge



Computer generated image, indicative only

YOUR HOME



Computer generated image, indicative only

BATHROOMS

- Porcelain floor and wall tiles with grout lines, full height to bath, around basin and WC
- Wall hung basin
- Basin tap, fixed shower head, hand rinse and thermostatic controls mounted to the wall in silver storm colour
- Sleek hinged bath screen with black trim
- Mirrored soft close cabinet
- WC with soft close lid and dual flush plate in black finish
- Tiled recess niches
- Black ladder heated towel rail

ENSUITE BATHROOMS

- Porcelain floor and wall tiles with grout lines, full height to bath, around basin and WC
- Wall hung basin
- Basin tap, fixed shower head, hand rinse and thermostatic controls mounted to the wall in silver storm colour
- Shower tray with black sliding door
- Crosswater Infinity illuminated mirror
- WC with soft close lid and dual flush plate in black finish
- Sleek matt black shower screen
- Tiled recess niches
- Black ladder heated towel rail



Computer generated image, indicative only

*Please ask your Sales Executive for further details, selected colour themes and upgrades are subject to timeframes and cut off dates. Elements of the specification may be specific to individual house types.



YOUR HOME

FLOORPLANS



At London Square Twickenham Green, there's
a perfect home for every lifestyle.

FIND YOUR HOME

HOUSES
2, 3 & 4 BEDROOMS



The houses along Baker's Mews offer space and privacy. Each features a private garden and driveway or garage parking.



Computer generated image, indicative only



SHOPS AND HOUSES

2 BEDROOMS
THE CHAMOMILE

3 BEDROOMS
THE BLUEBELL THE SORREL
THE BELLFLOWER THE CORNFLOWER
THE DAISY THE ASTER
THE POPPY THE VIOLET

4 BEDROOMS
THE PRIMROSE

[← RETURN TO FIND YOUR HOME](#)

YOUR HOME

FLOORPLANS



Map of London Square Twickenham Green is indicative only

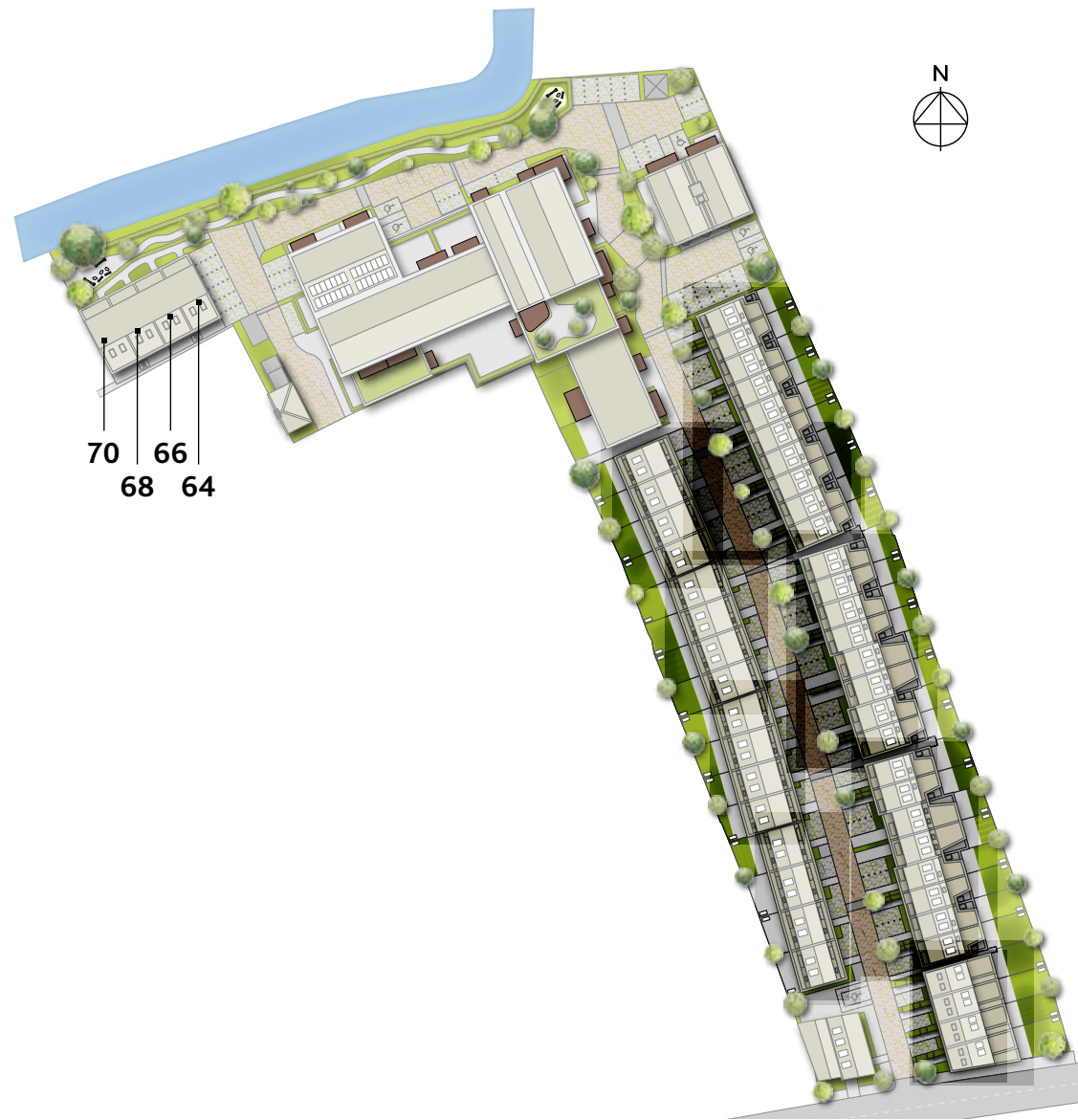


TWO BEDROOM HOUSE

THE CHAMOMILE

NUMBERS

70, 68, 66 & 64



ROOM DIMENSIONS

Ground Floor

Kitchen / Living / Dining

4.88m x 4.67m

16'0" x 15'4"

Bedroom 2

3.59m x 3.23m

11'9" x 10'7"

First Floor

Bedroom 1

4.88m x 3.25m

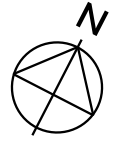
16'0" x 10'8"

Floorplans shown are for approximate measurements only. Exact layouts and sizes may vary. The dimensions shown are accurate to within a tolerance of +/-50mm, they are not intended to be used for carpet sizes, appliances, spaces or items of furniture. Furniture and kitchen layouts are indicative only. Please ask a Sales Consultant for further information.

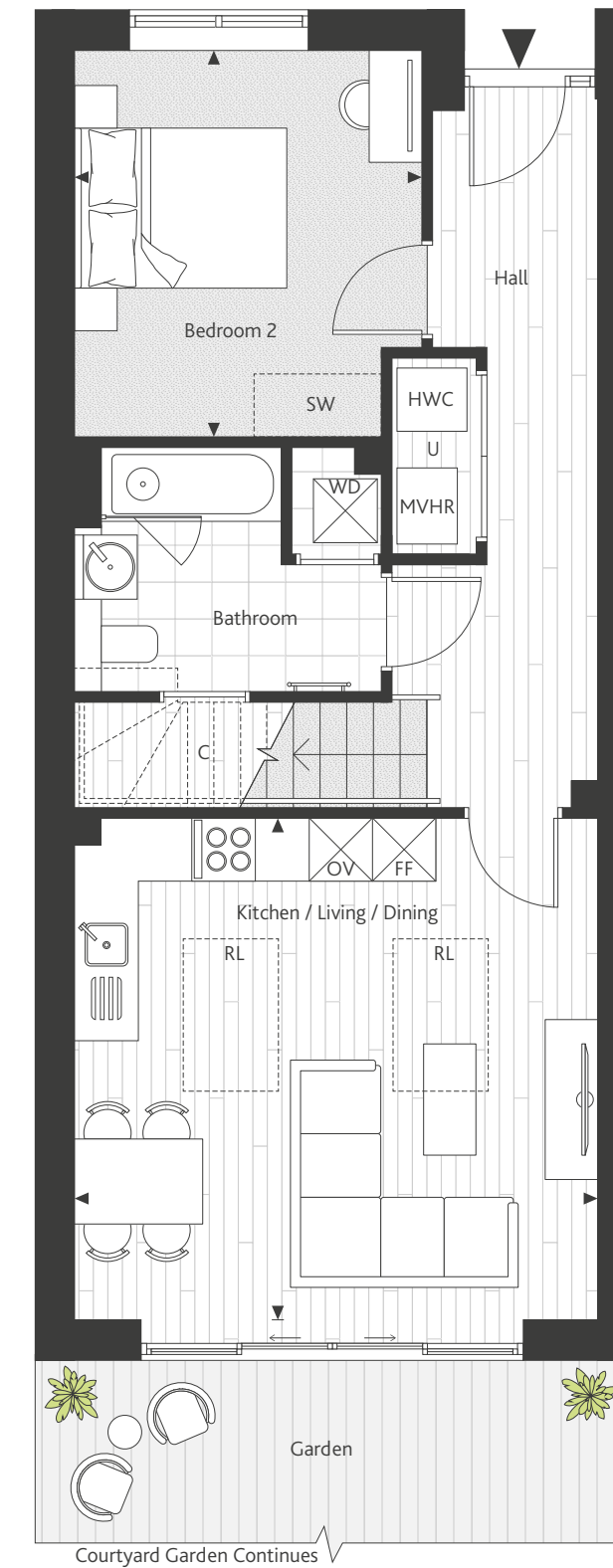
FLOORPLANS

[RETURN TO HOUSE TYPES](#)

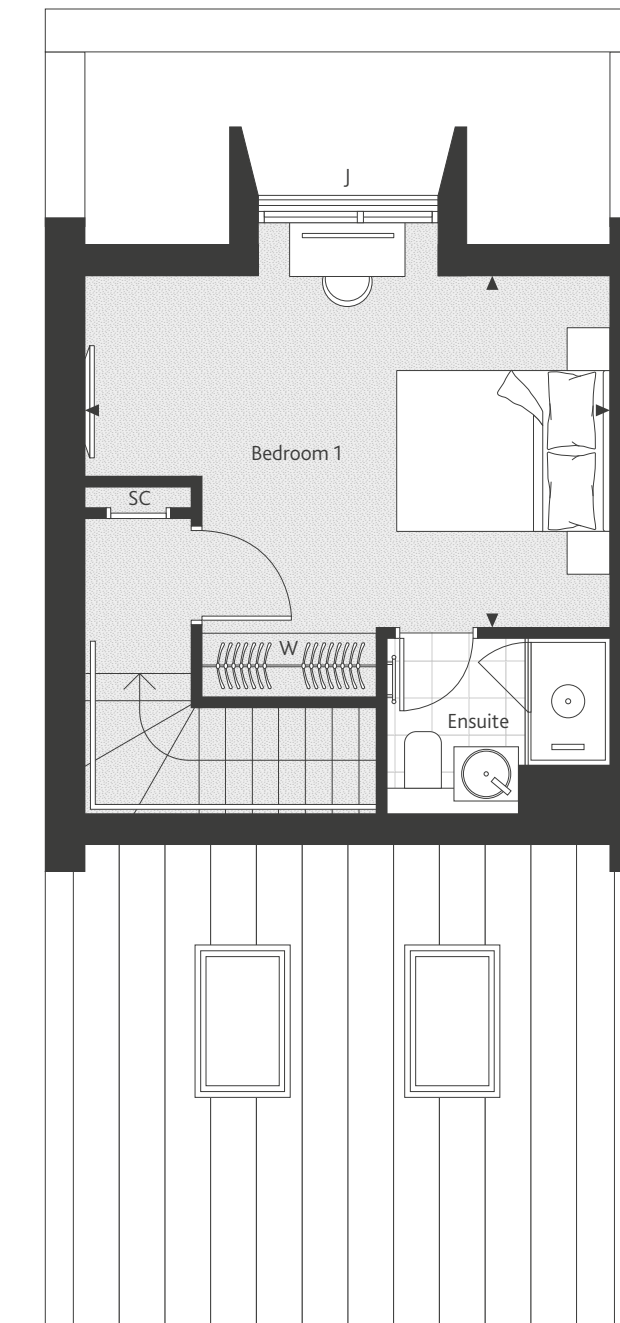
VIEWS OVER THE RIVER CRANE



Ground Floor



First Floor



KEY

C - Cupboard

U - Utility Cupboard

W - Wardrobe

FF - Fridge Freezer

OV - Oven

SW - Space for Wardrobe

WD - Washer Dryer

RL - Rooflight

HWC - Hot Water Cylinder

J - Juliette Balcony

SC - Services Cupboard

MVHR - Mechanical VentilationHeat Recovery Unit



THREE BEDROOM HOUSE

THE BLUEBELL

NUMBERS
4, 6 & 8



ROOM DIMENSIONS

Ground Floor

Kitchen / Living / Dining 7.81m x 4.20m 25'7" x 13'9"

First Floor

Bedroom 1 4.20m x 3.26m 13'9" x 10'8"

Bedroom 2 4.36m x 2.83m 14'4" x 9'3"

Second Floor

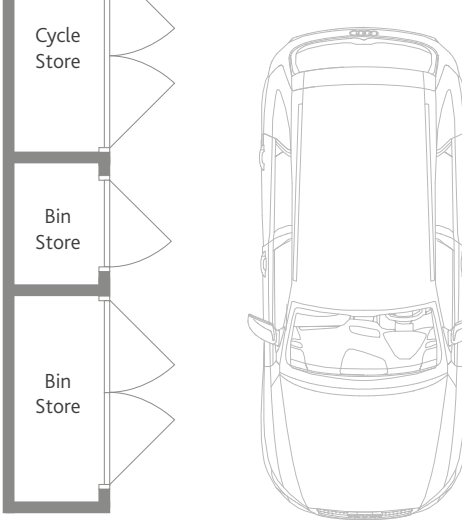
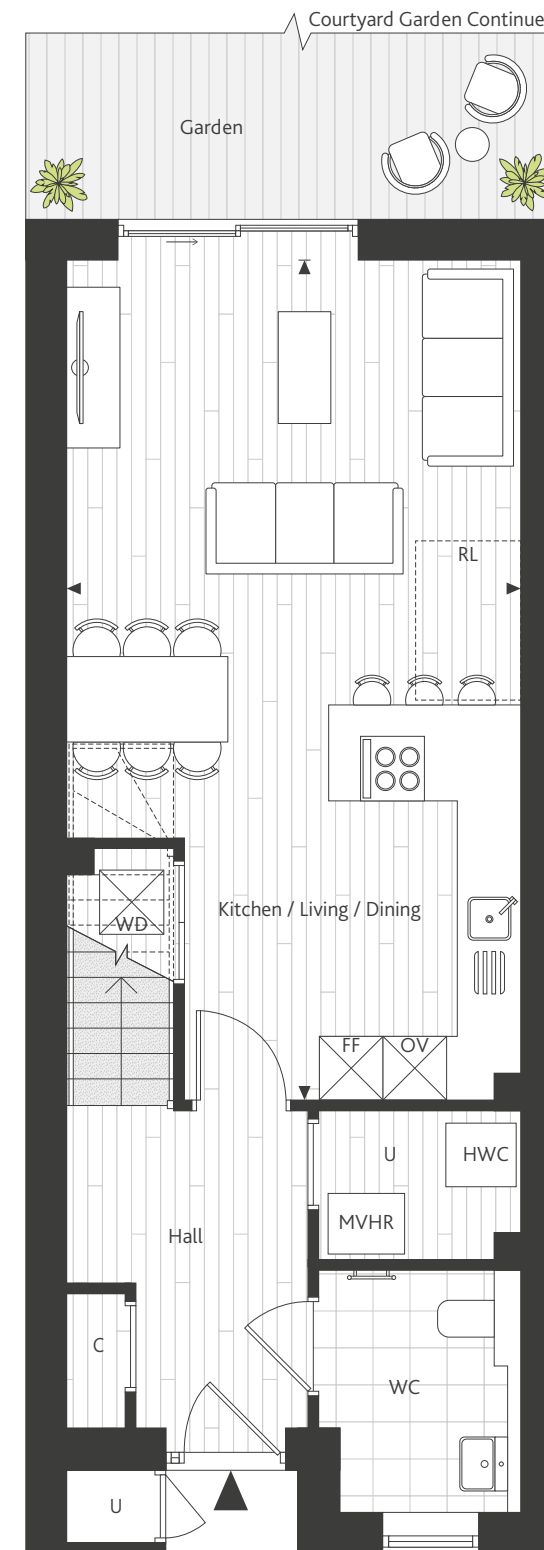
Bedroom 3 4.20m x 3.91m 13'9" x 12'10"

Floorplans shown are for approximate measurements only. Exact layouts and sizes may vary. The dimensions shown are accurate to within a tolerance of +/-50mm, they are not intended to be used for carpet sizes, appliances, spaces or items of furniture. Furniture and kitchen layouts are indicative only. Please ask a Sales Consultant for further information.

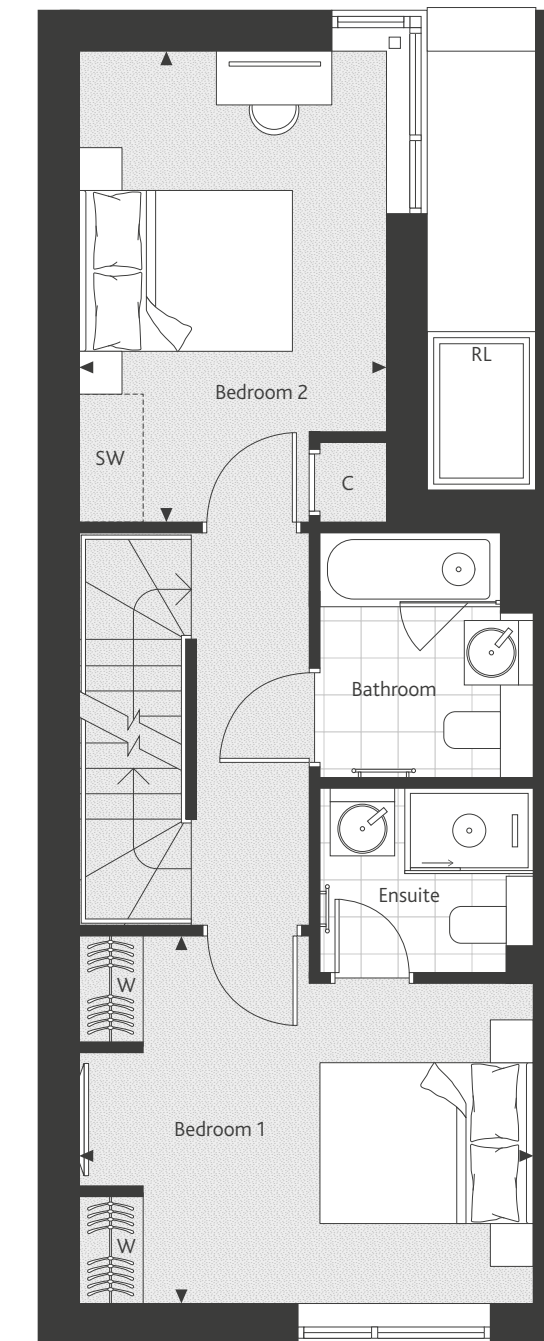
FLOORPLANS

[RETURN TO HOUSE TYPES](#)

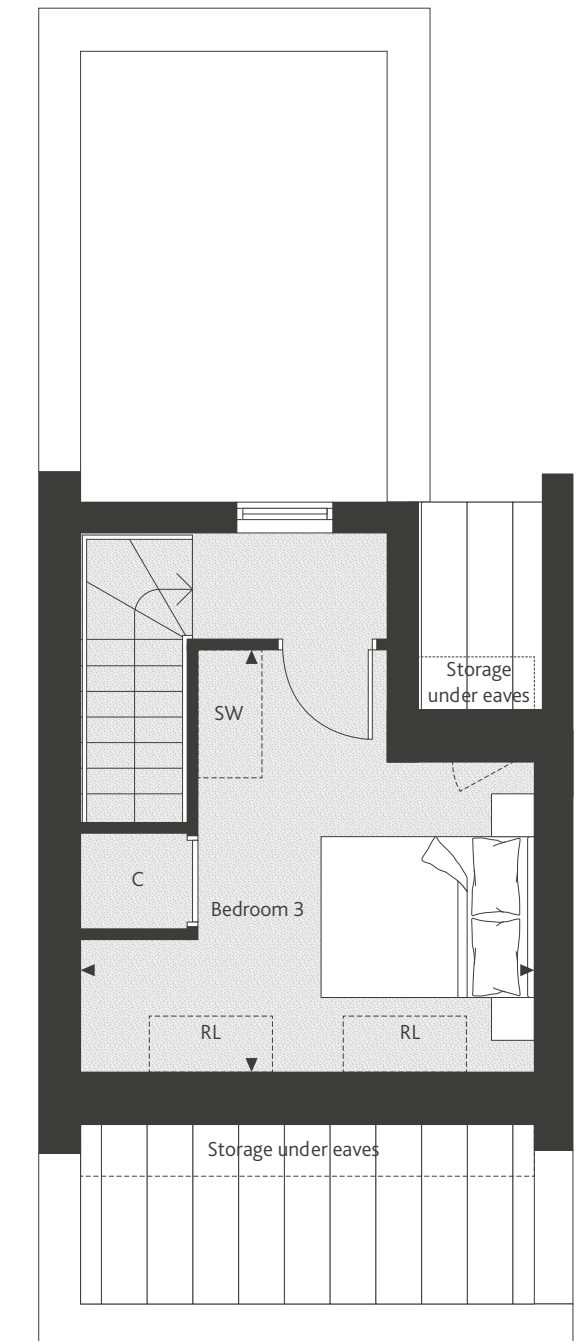
Ground Floor



First Floor



Second Floor



KEY

- C - Cupboard
- U - Utility Cupboard
- W - Wardrobe
- FF - Fridge Freezer
- OV - Oven
- SW - Space for Wardrobe
- WD - Washer Dryer
- RL - Rooflight
- HWC - Hot Water Cylinder
- J - Juliette Balcony
- SC - Services Cupboard
- MVHR - Mechanical VentilationHeat Recovery Unit



THREE BEDROOM HOUSE

THE BELLFLOWER

NUMBER

2



ROOM DIMENSIONS

Ground Floor

Kitchen / Living / Dining

7.81m x 5.09m

25'7" x 16'8"

First Floor

Bedroom 1

3.26m x 4.13m

10'8" x 13'6"

Bedroom 2

4.36m x 2.78m

14'4" x 9'1"

Second Floor

Bedroom 3

3.91m x 4.03m

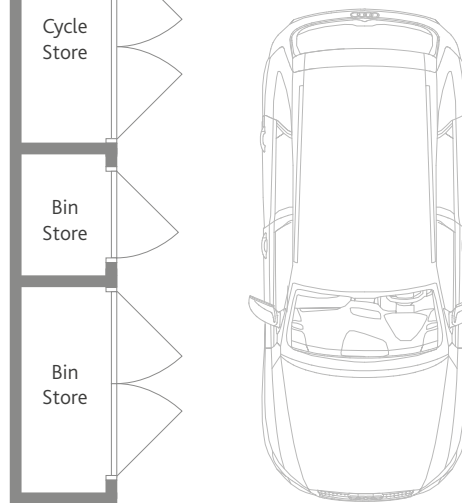
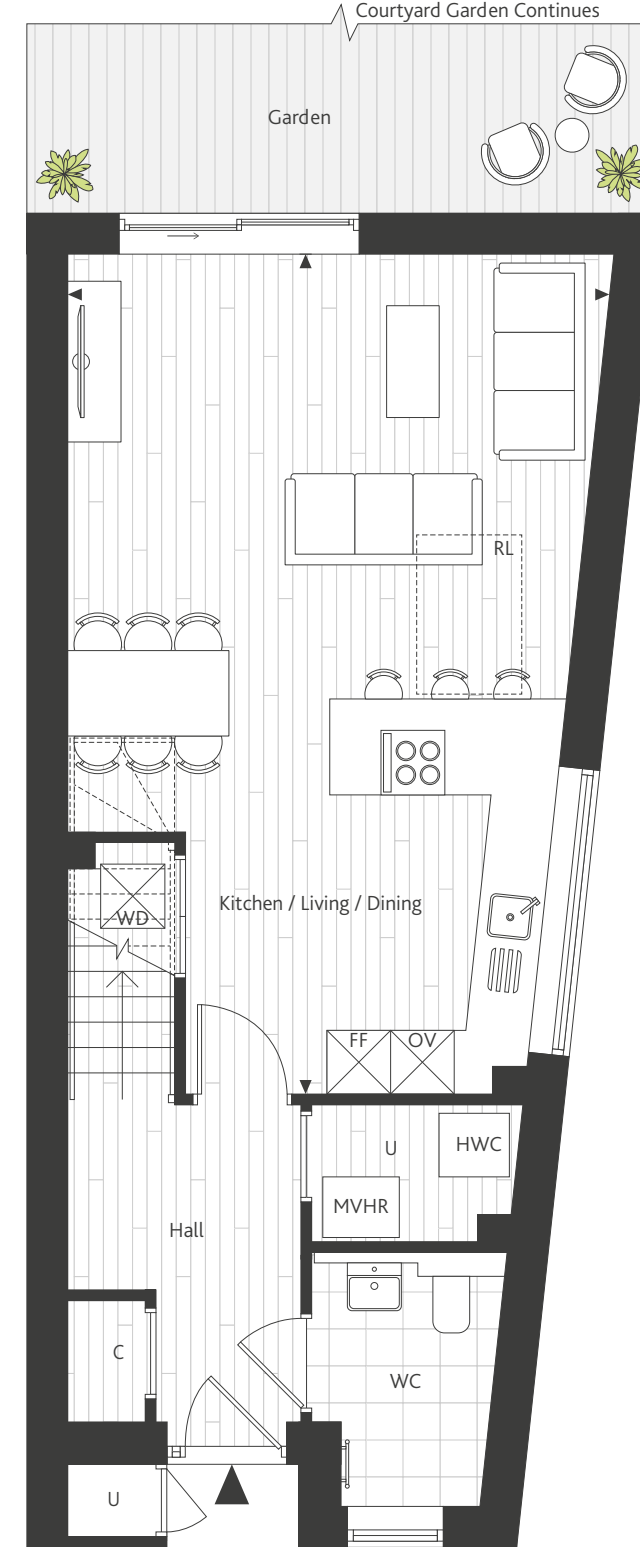
12'10" x 13'2"

Floorplans shown are for approximate measurements only. Exact layouts and sizes may vary. The dimensions shown are accurate to within a tolerance of +/-50mm, they are not intended to be used for carpet sizes, appliances, spaces or items of furniture. Furniture and kitchen layouts are indicative only. Please ask a Sales Consultant for further information.

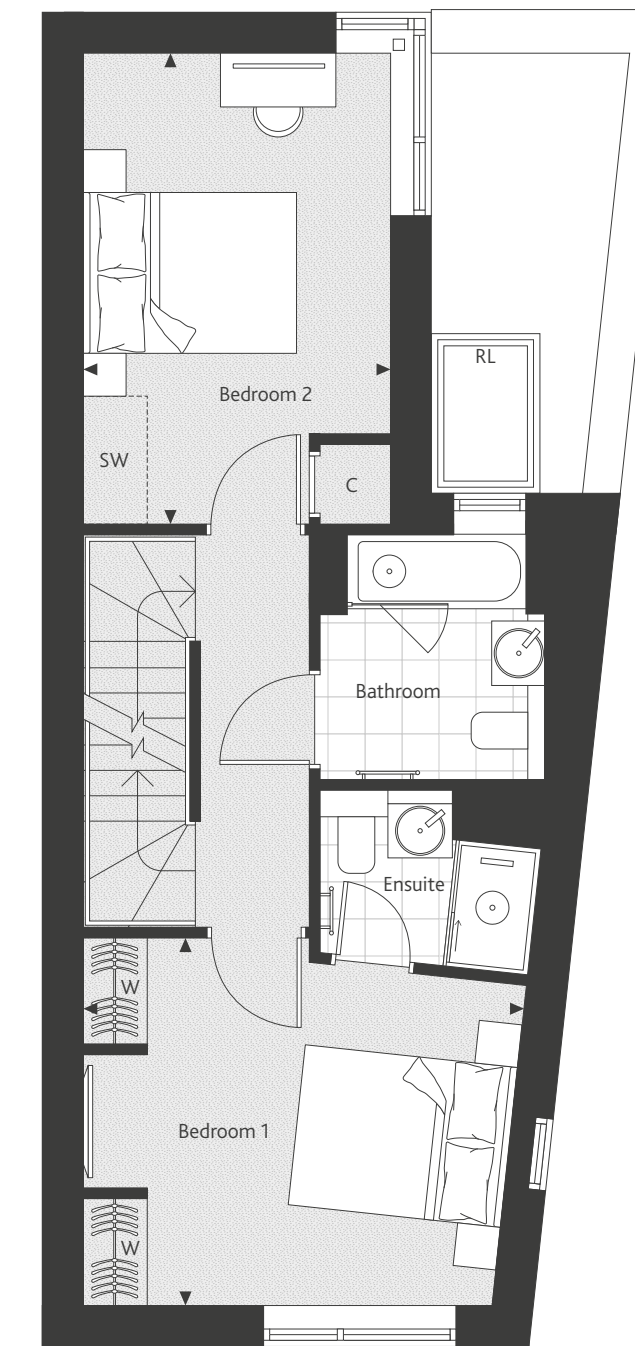
FLOORPLANS

[RETURN TO HOUSE TYPES](#)

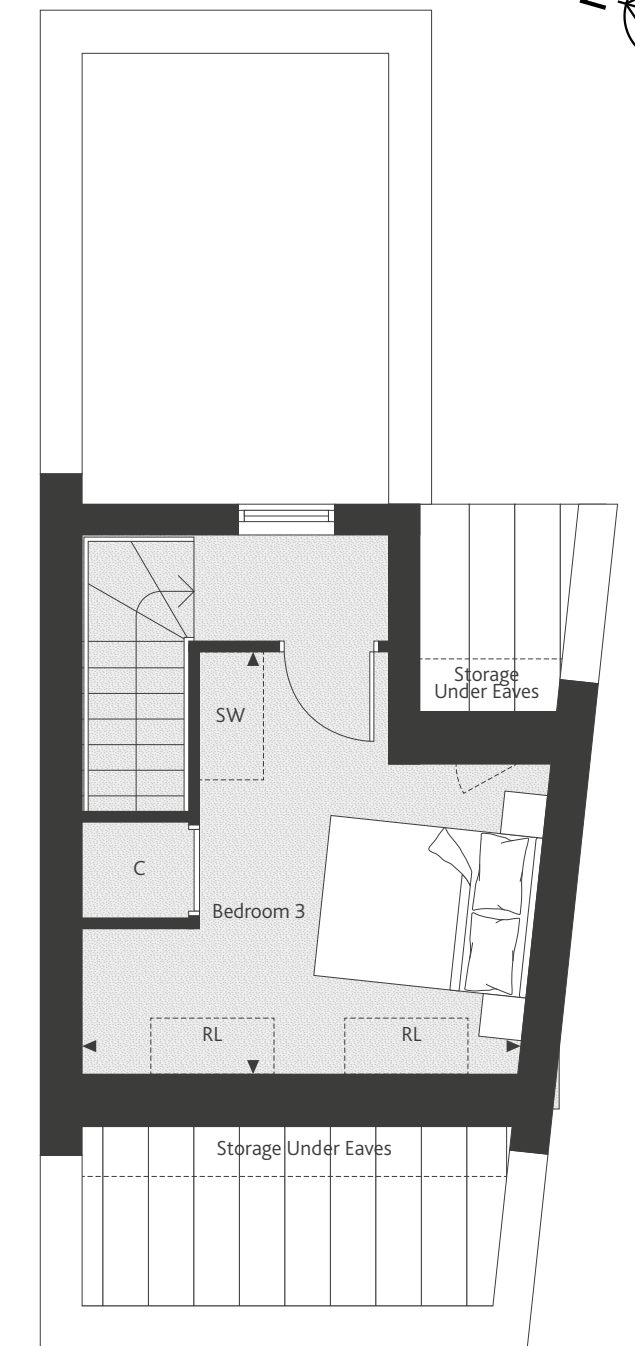
Ground Floor



First Floor



Second Floor



KEY

C - Cupboard

U - Utility Cupboard

W - Wardrobe

FF - Fridge Freezer

OV - Oven

SW - Space for Wardrobe

WD - Washer Dryer

RL - Rooflight

HWC - Hot Water Cylinder

J - Juliette Balcony

SC - Services Cupboard

MVHR - Mechanical Ventilation Heat Recovery Unit



THREE BEDROOM HOUSE

THE DAISY

NUMBERS

10*, 12, 14*, 16, 22*, 24,
26*, 28, 34*, 36, 38* & 40

*Plots are handed



ROOM DIMENSIONS

Ground Floor

Kitchen / Living / Dining 7.97m x 4.11m 26'2" x 13'6"

First Floor

Bedroom 2 4.44m x 3.26m 14'7" x 10'8"

Bedroom 3 4.11m x 2.95m 13'6" x 9'8"

Second Floor

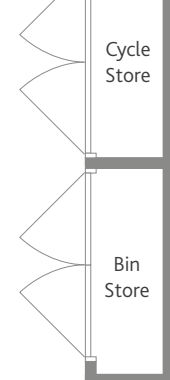
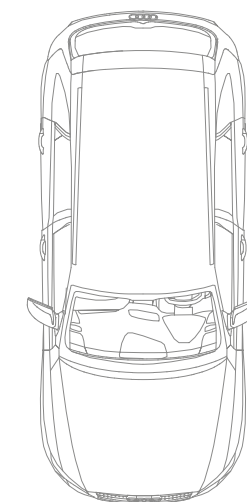
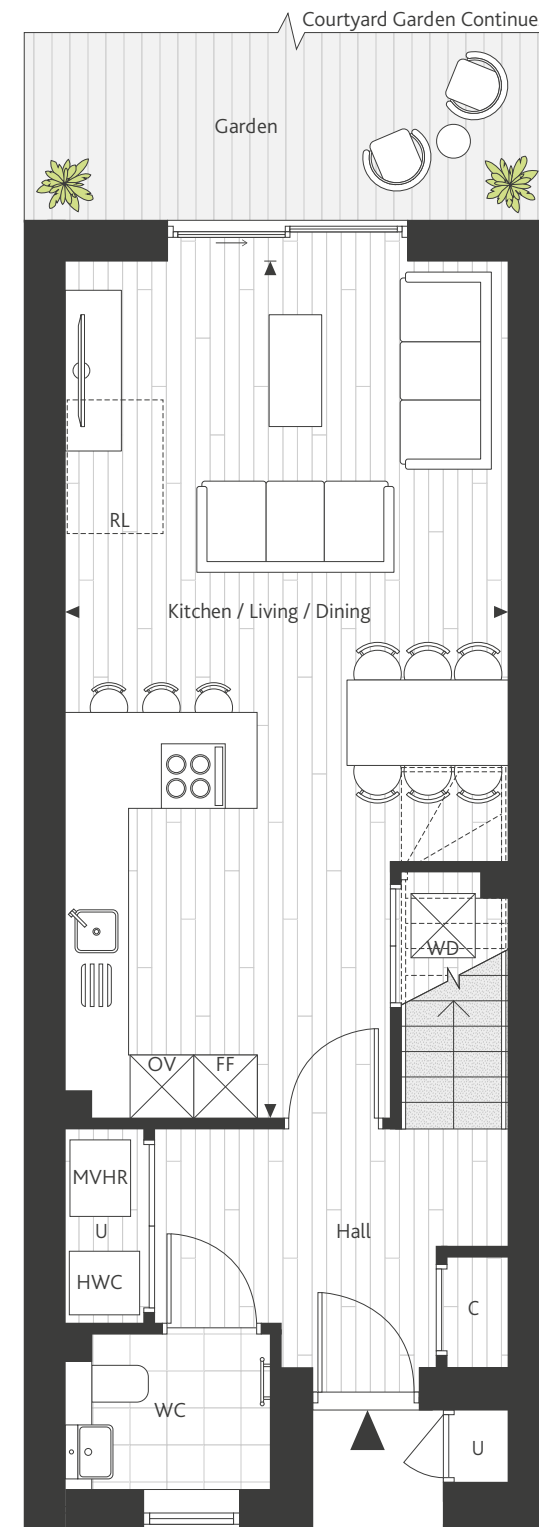
Bedroom 1 4.11m x 3.72m 13'6" x 12'2"

Floorplans shown are for approximate measurements only. Exact layouts and sizes may vary. The dimensions shown are accurate to within a tolerance of +/-50mm, they are not intended to be used for carpet sizes, appliances, spaces or items of furniture. Furniture and kitchen layouts are indicative only. Please ask a Sales Consultant for further information.

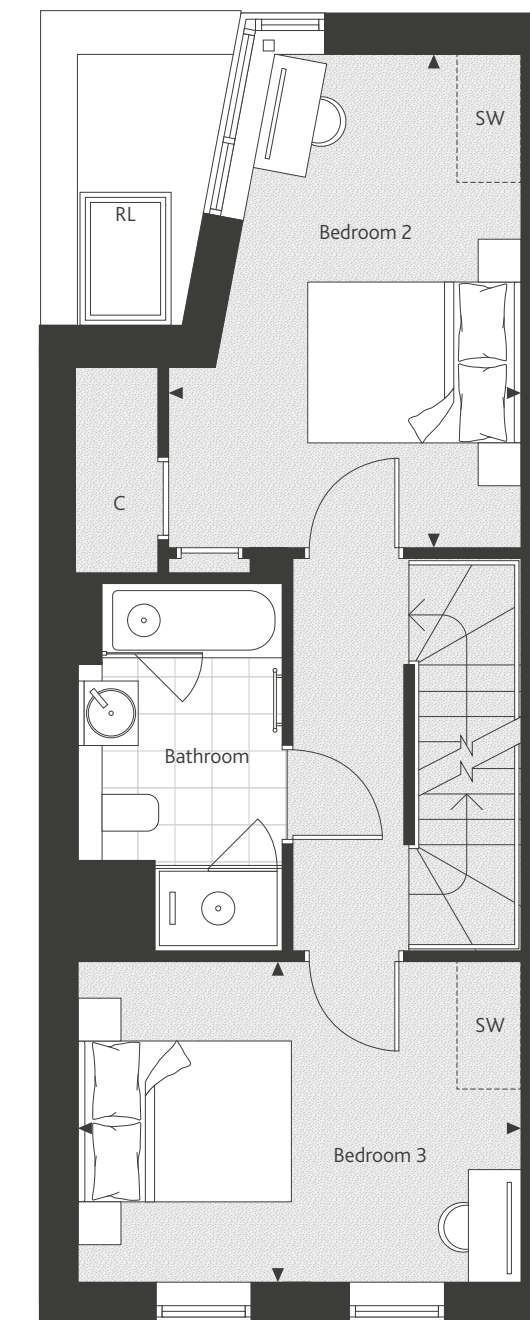
FLOORPLANS

[RETURN TO HOUSE TYPES](#)

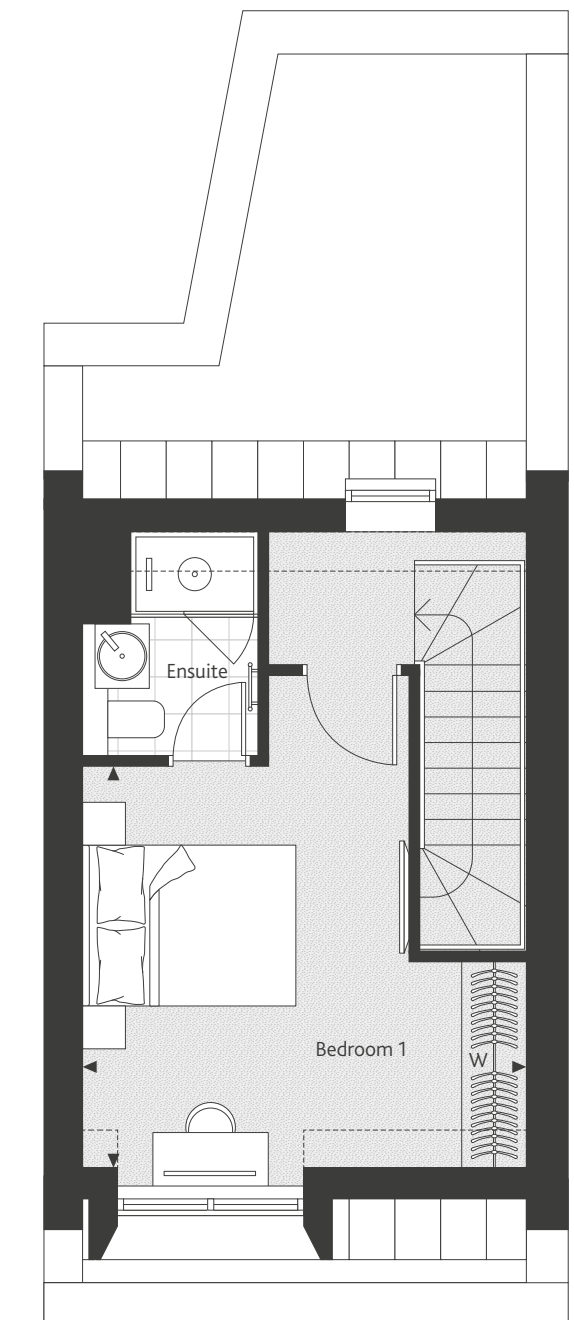
Ground Floor



First Floor



Second Floor



KEY

- C - Cupboard
- U - Utility Cupboard
- W - Wardrobe
- FF - Fridge Freezer
- OV - Oven
- SW - Space for Wardrobe
- WD - Washer Dryer
- RL - Rooflight
- HWC - Hot Water Cylinder
- J - Juliette Balcony
- SC - Services Cupboard
- MVHR - Mechanical Ventilation Heat Recovery Unit



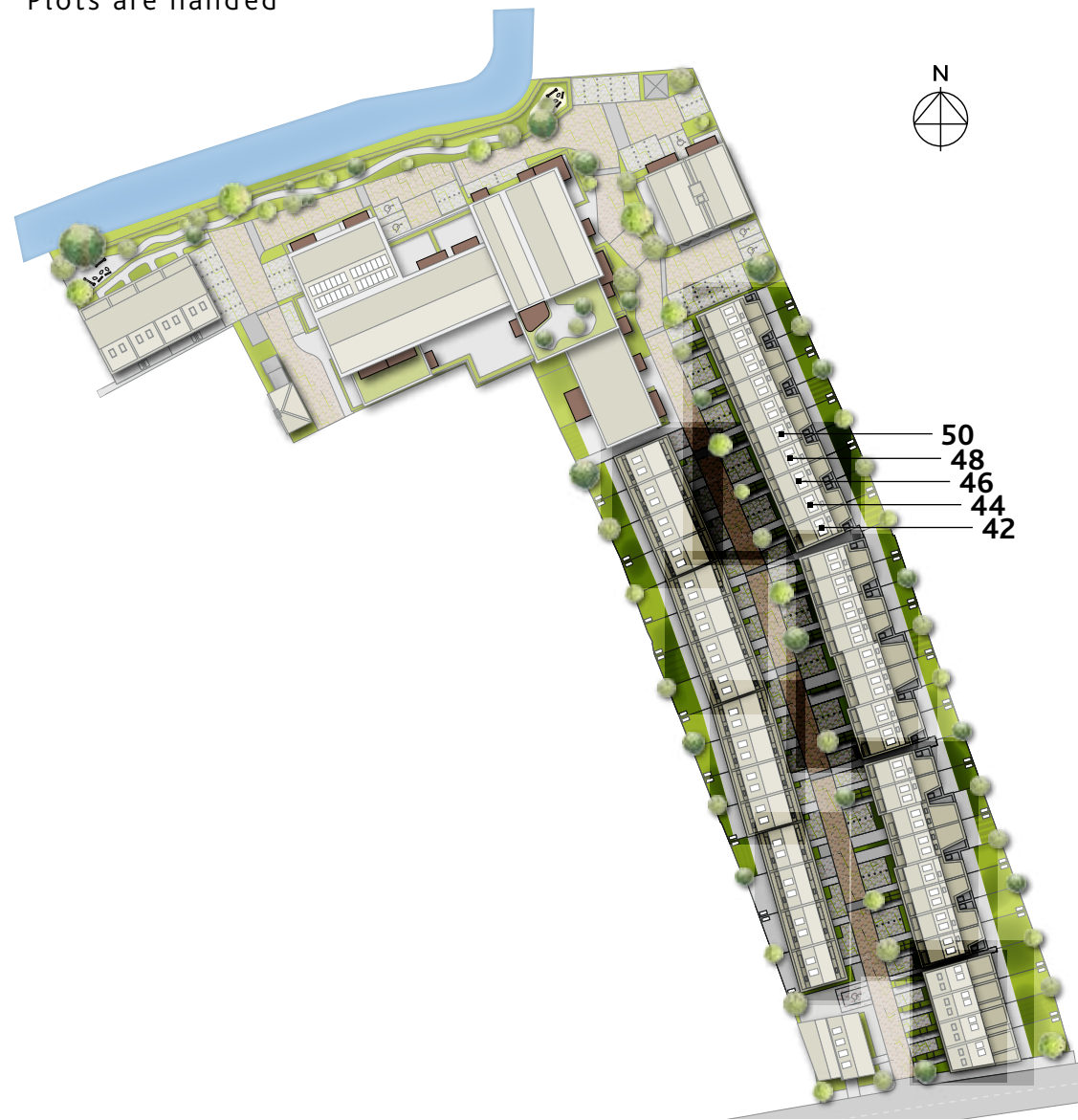
THREE BEDROOM HOUSE

THE POPPY

NUMBERS

42*, 44, 46*, 48 & 50*

*Plots are handed



ROOM DIMENSIONS

Ground Floor

Kitchen / Living / Dining 7.30m x 4.15m 23'11" x 13'7"

First Floor

Bedroom 2 3.77m x 3.30m 12'4" x 10'10"

Bedroom 3 4.15m x 2.95m 13'7" x 9'8"

Second Floor

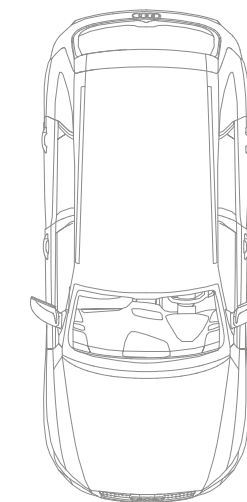
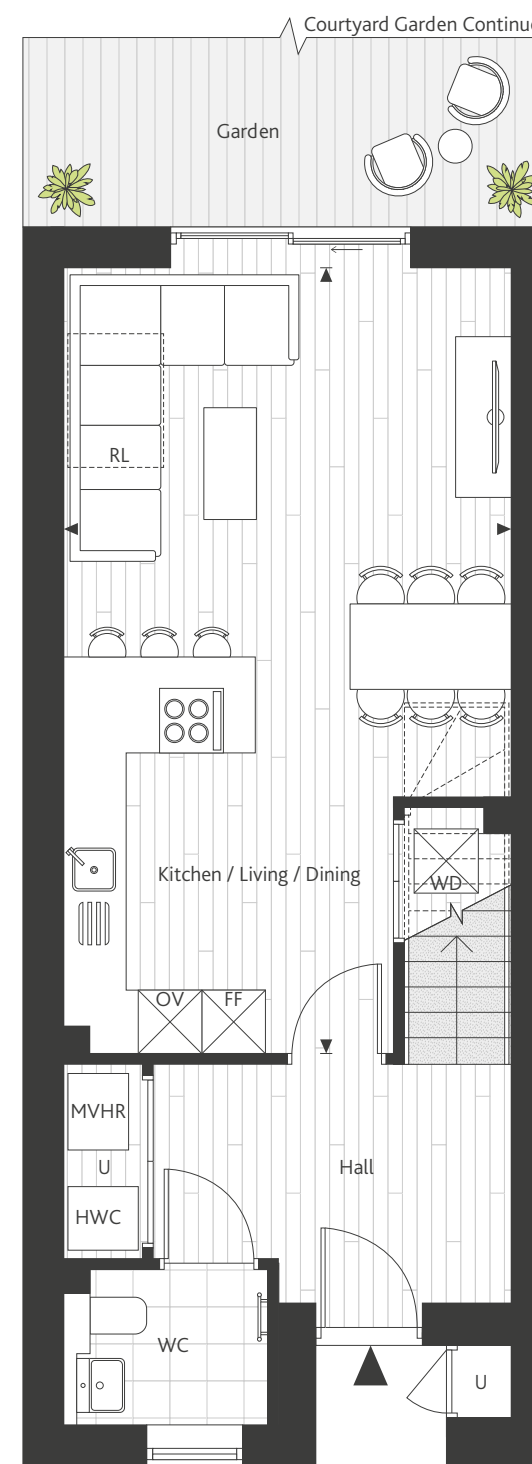
Bedroom 1 4.15m x 3.72m 13'7" x 12'2"

Floorplans shown are for approximate measurements only. Exact layouts and sizes may vary. The dimensions shown are accurate to within a tolerance of +/-50mm, they are not intended to be used for carpet sizes, appliances, spaces or items of furniture. Furniture and kitchen layouts are indicative only. Please ask a Sales Consultant for further information.

FLOORPLANS

[RETURN TO HOUSE TYPES](#)

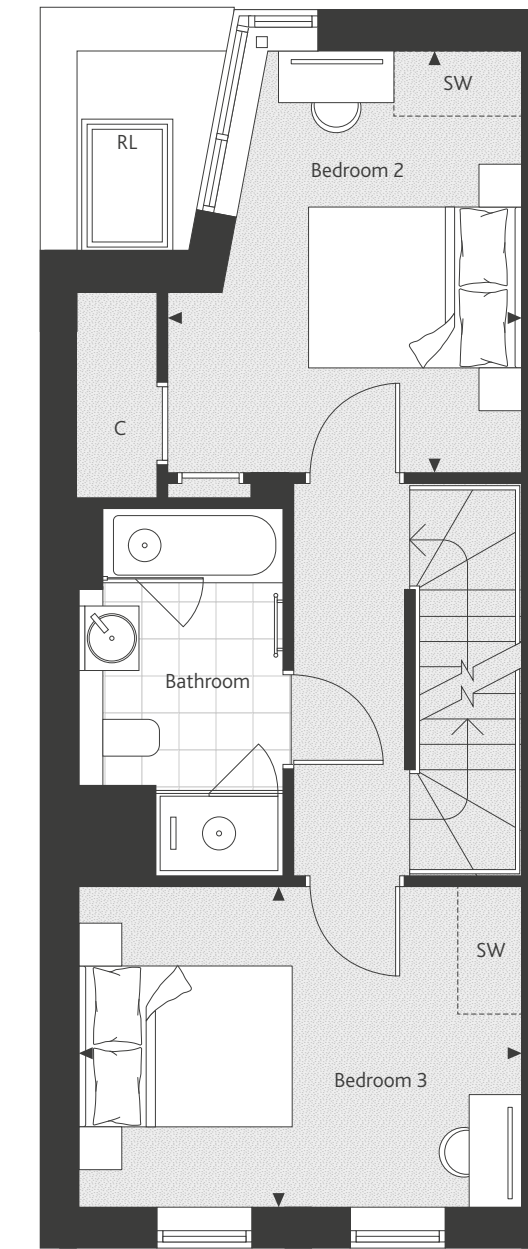
Ground Floor



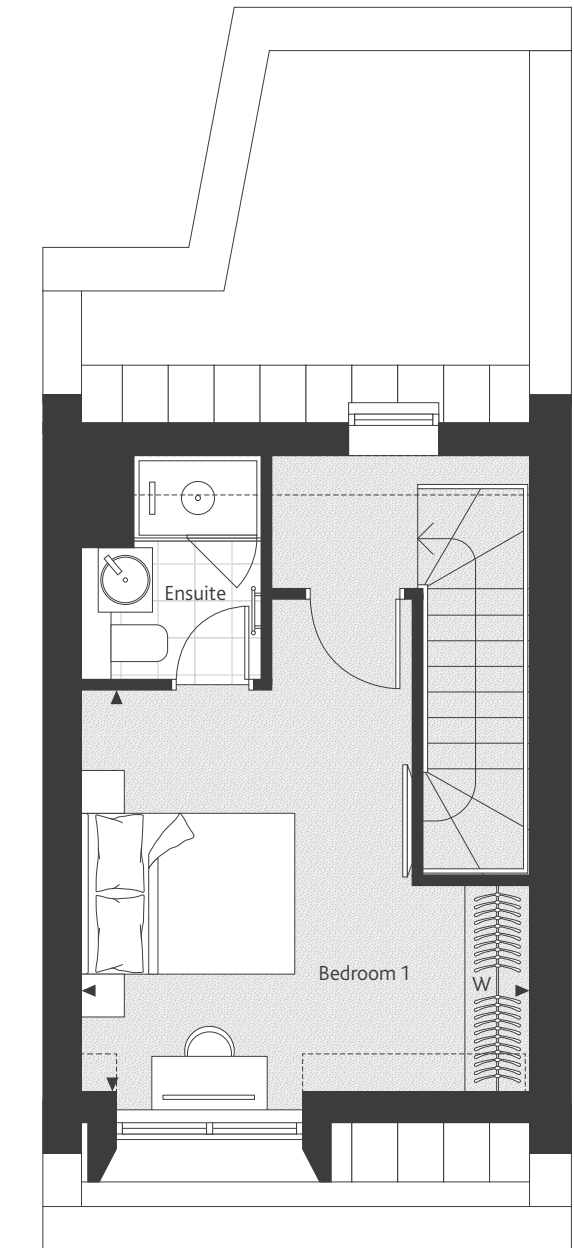
Cycle Store

Bin Store

First Floor



Second Floor



KEY

C - Cupboard U - Utility Cupboard W - Wardrobe FF - Fridge Freezer OV - Oven SW - Space for Wardrobe WD - Washer Dryer RL - Rooflight HWC - Hot Water Cylinder
J - Juliette Balcony SC - Services Cupboard MVHR - Mechanical VentilationHeat Recovery Unit



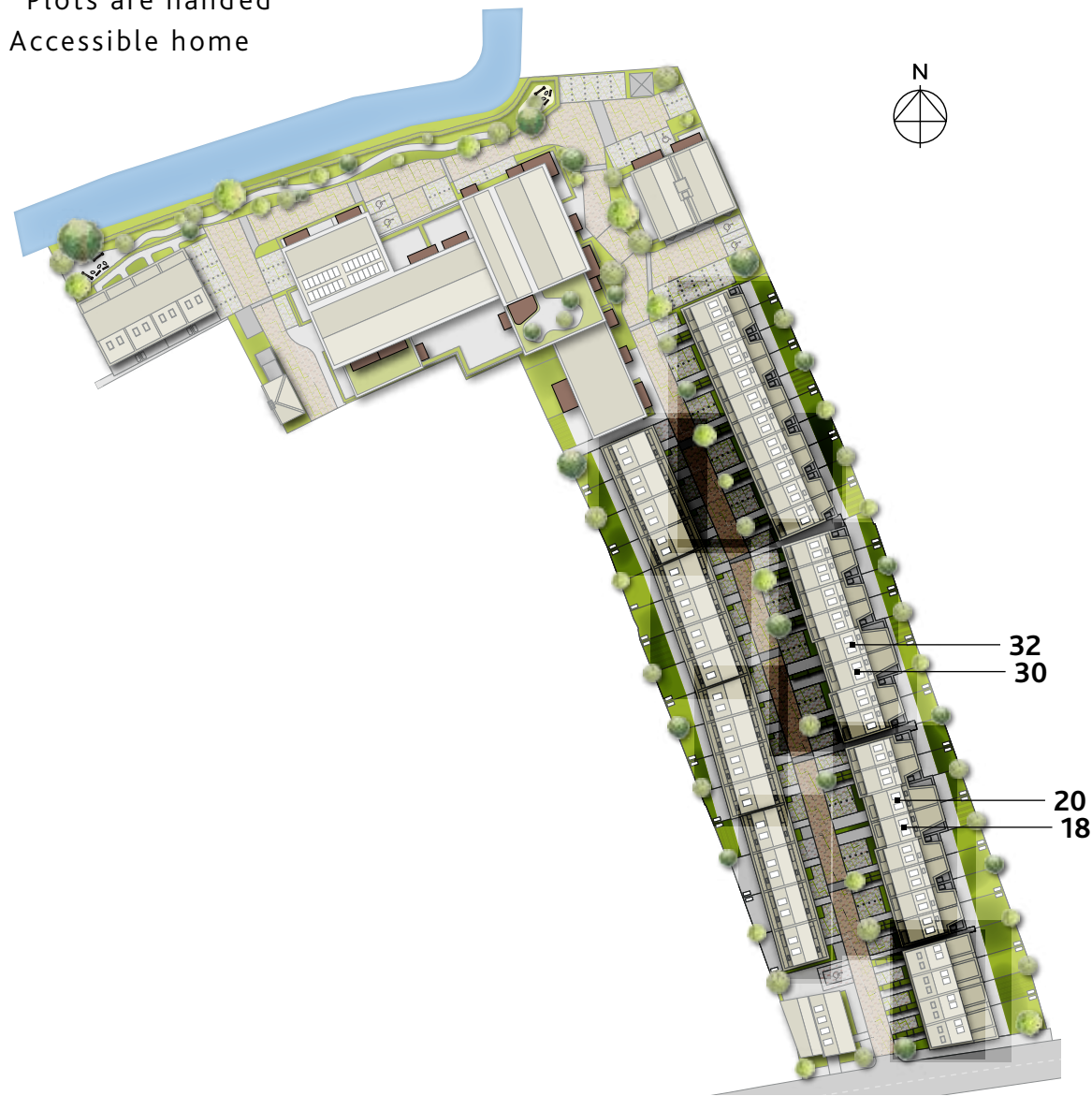
THREE BEDROOM HOUSE

THE SORREL

NUMBERS

18*, 20, 30 & 32*

*Plots are handed
Accessible home



ROOM DIMENSIONS

Ground Floor

Kitchen / Living / Dining

8.17m x 4.64m

26'10" x 15'3"

First Floor

Bedroom 2

4.47m x 3.71m

14'8" x 12'2"

Bedroom 3

4.64m x 3.05m

15'3" x 10'0"

Second Floor

Bedroom 1

4.64m x 3.81m

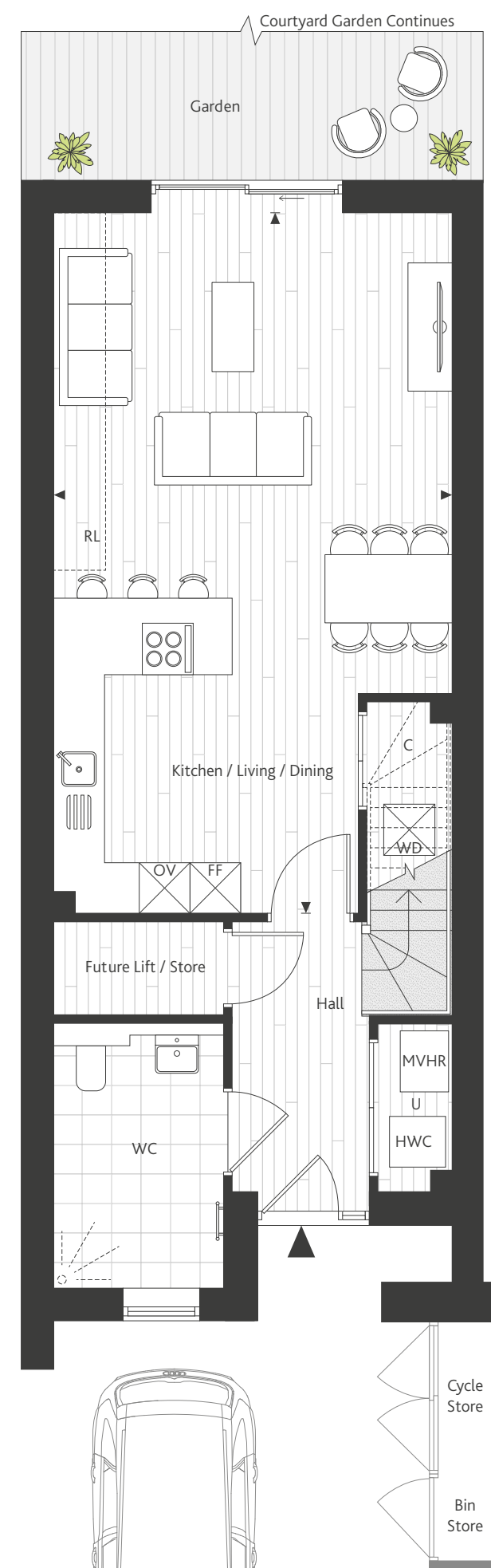
15'3" x 12'6"

Floorplans shown are for approximate measurements only. Exact layouts and sizes may vary. The dimensions shown are accurate to within a tolerance of +/-50mm, they are not intended to be used for carpet sizes, appliances, spaces or items of furniture. Furniture and kitchen layouts are indicative only. Please ask a Sales Consultant for further information.

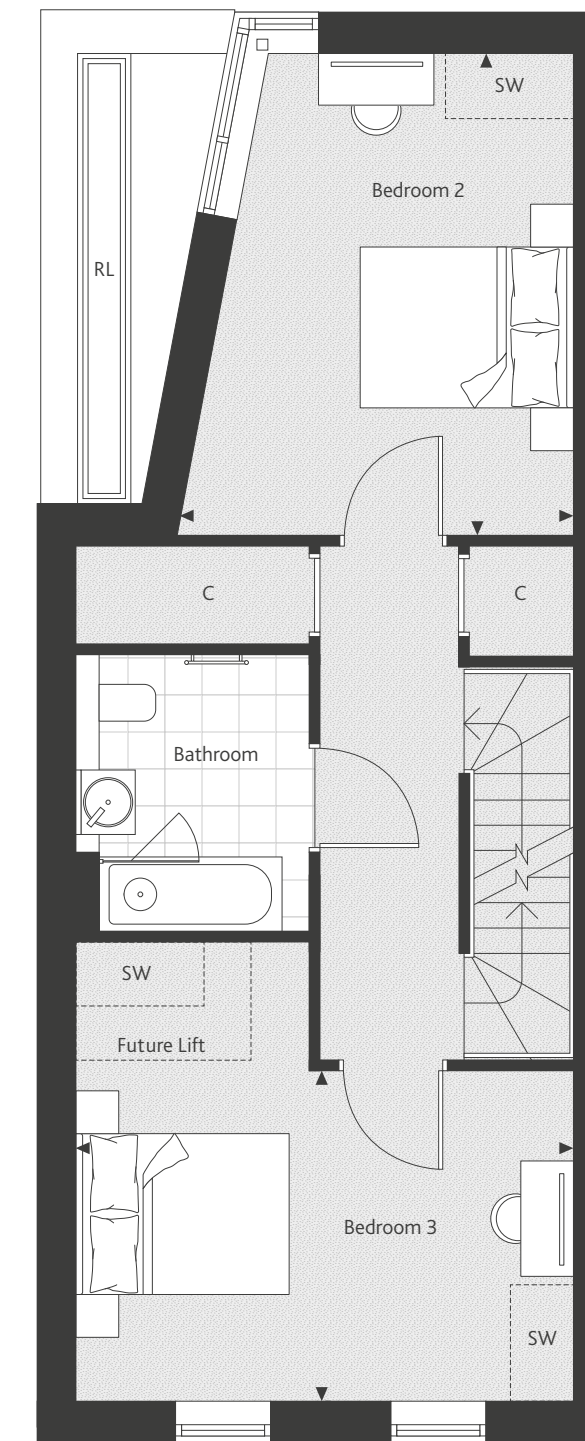
FLOORPLANS

[RETURN TO HOUSE TYPES](#)

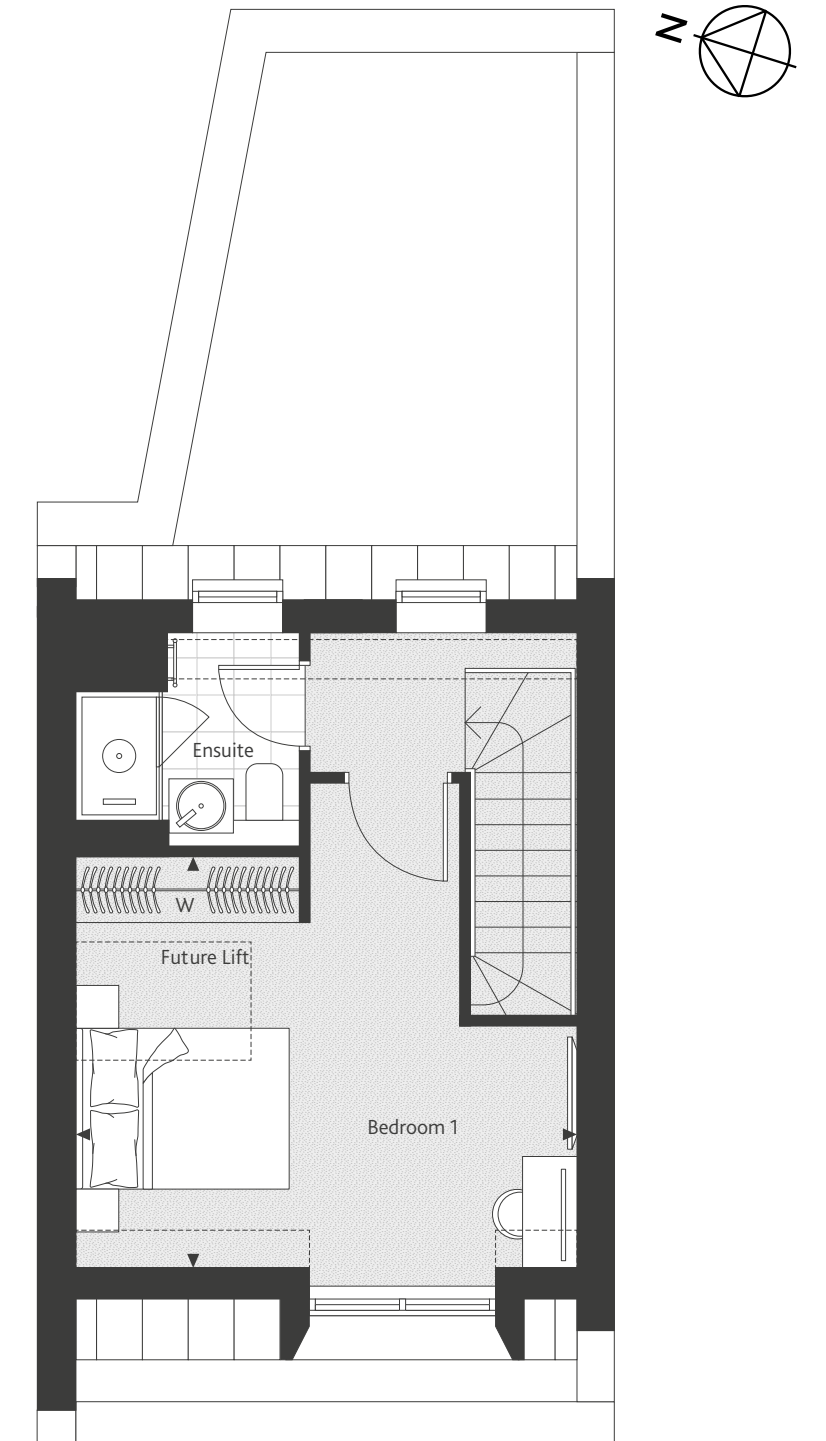
Ground Floor



First Floor



Second Floor



KEY

C - Cupboard

U - Utility Cupboard

W - Wardrobe

FF - Fridge Freezer

OV - Oven

SW - Space for Wardrobe

WD - Washer Dryer

RL - Rooflight

HWC - Hot Water Cylinder

J - Juliette Balcony

SC - Services Cupboard

MVHR - Mechanical Ventilation Heat Recovery Unit

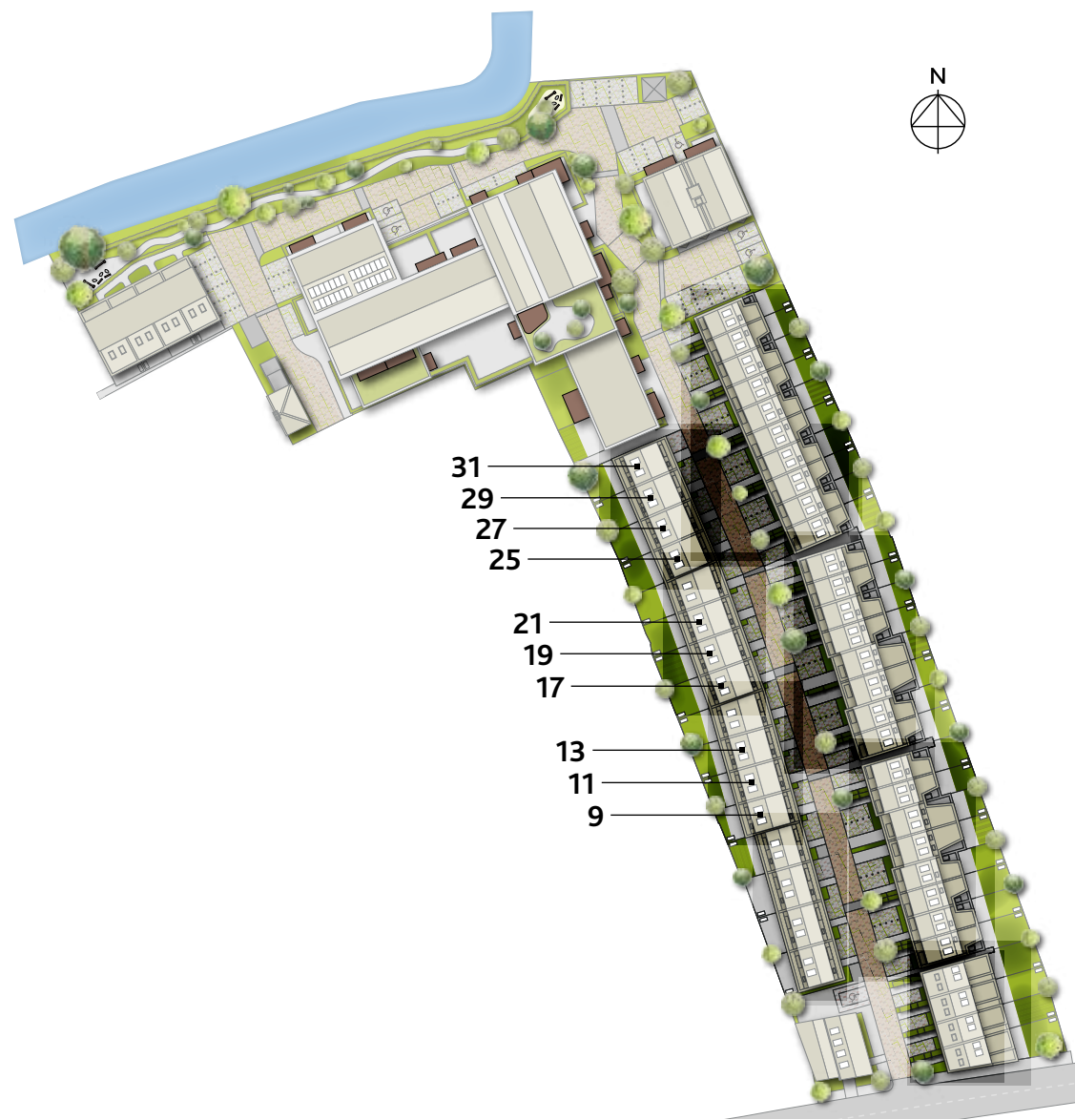


THREE BEDROOM HOUSE

THE CORNFLOWER

NUMBERS

9, 11, 13, 17, 19, 21,
25, 27, 29 & 31

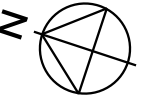


ROOM DIMENSIONS

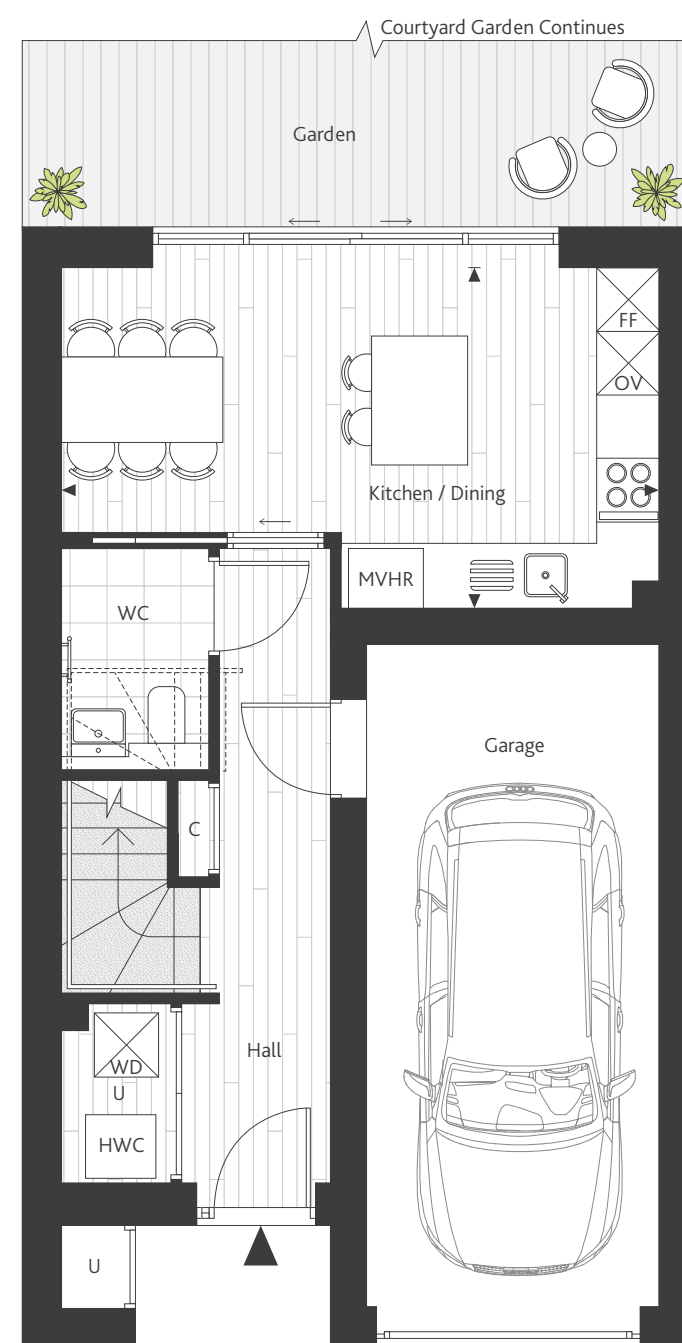
Ground Floor		
Kitchen / Living / Dining	5.55m x 3.14m	18'2" x 10'4"
First Floor		
Living Room	5.55m x 3.55m	18'2" x 11'8"
Bedroom 1	3.86m x 3.55m	12'8" x 11'8"
Second Floor		
Bedroom 2	4.15m x 2.70m	13'7" x 8'10"
Bedroom 3	4.71m x 2.53m	15'5" x 8'3"

Floorplans shown are for approximate measurements only. Exact layouts and sizes may vary. The dimensions shown are accurate to within a tolerance of +/-50mm, they are not intended to be used for carpet sizes, appliances, spaces or items of furniture. Furniture and kitchen layouts are indicative only. Please ask a Sales Consultant for further information.

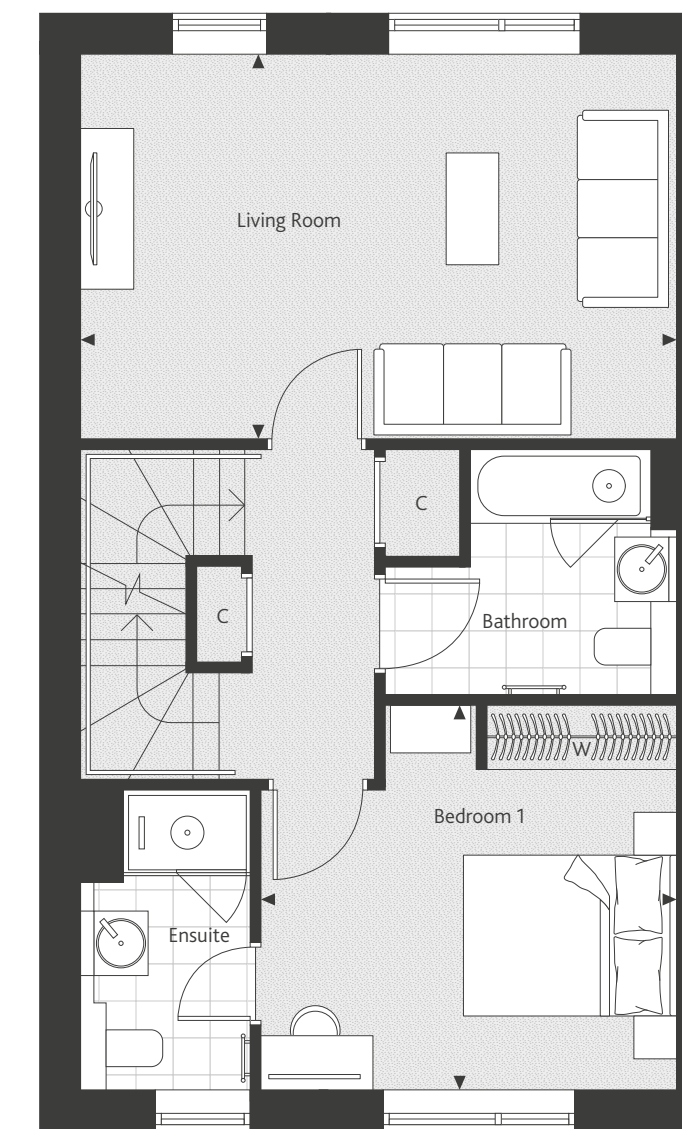
[RETURN TO HOUSE TYPES](#)



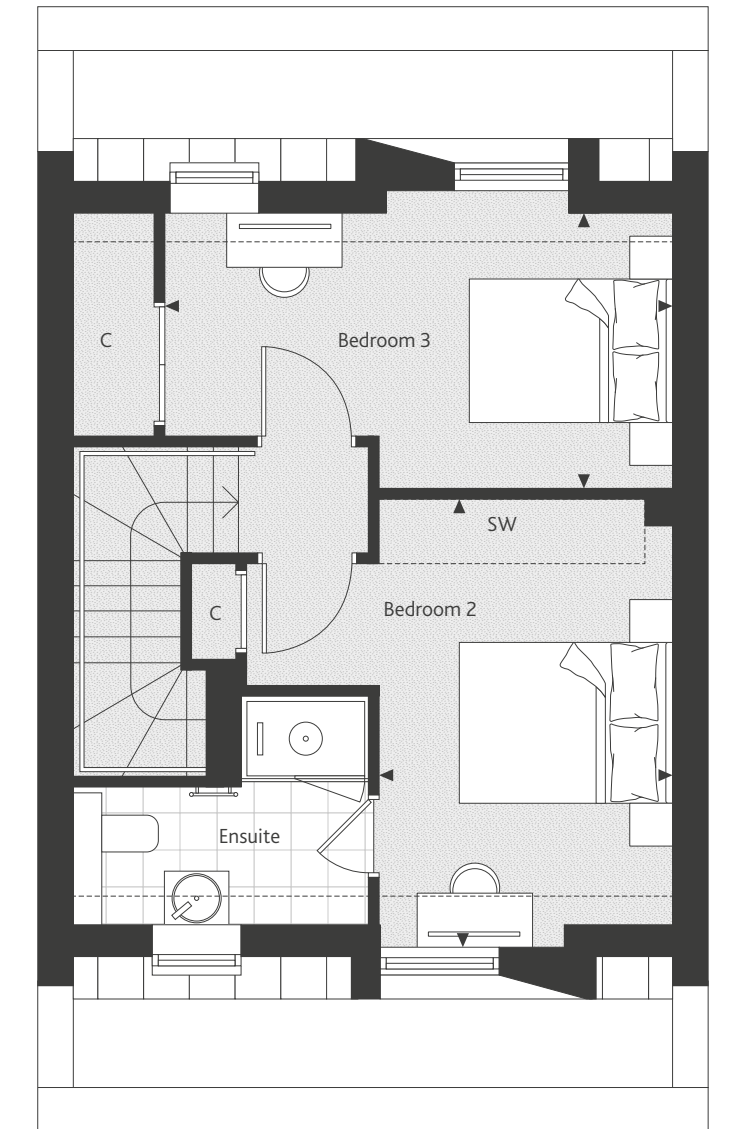
Ground Floor



First Floor



Second Floor



KEY

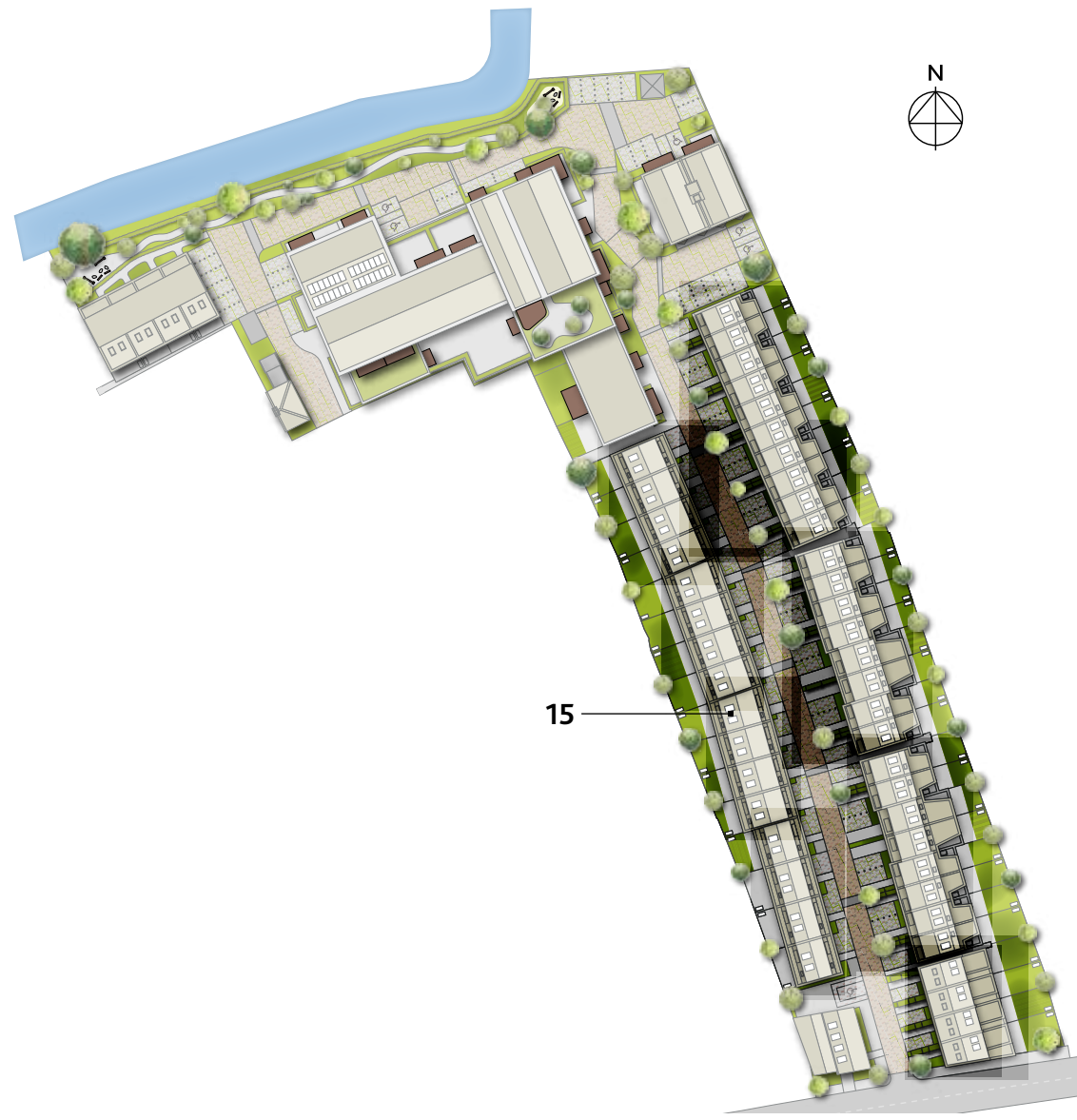
- C - Cupboard
- U - Utility Cupboard
- W - Wardrobe
- FF - Fridge Freezer
- OV - Oven
- SW - Space for Wardrobe
- WD - Washer Dryer
- RL - Rooflight
- HWC - Hot Water Cylinder
- J - Juliette Balcony
- SC - Services Cupboard
- MVHR - Mechanical VentilationHeat Recovery Unit



THREE BEDROOM HOUSE

THE ASTER

NUMBER
15



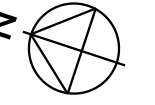
ROOM DIMENSIONS

Ground Floor		
Kitchen / Dining	3.14m x 5.76m	10'3" x 18'11"
First Floor		
Living Room	3.55m x 5.84m	11'8" x 19'2"
Bedroom 1	3.55m x 4.57m	11'8" x 15'0"
Second Floor		
Bedroom 2	4.15m x 3.30m	13'7" x 10'10"
Bedroom 3	2.53m x 5.02m	8'4" x 16'5"

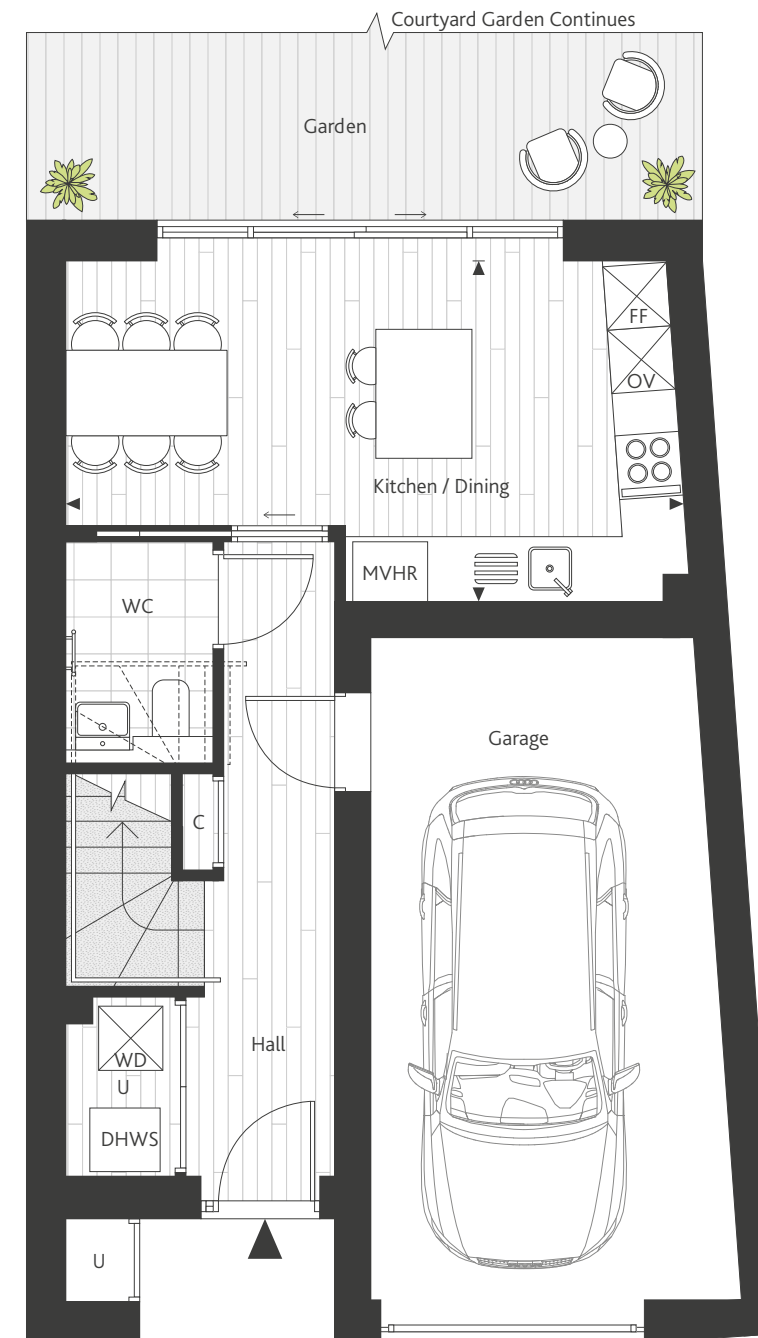
Floorplans shown are for approximate measurements only. Exact layouts and sizes may vary. The dimensions shown are accurate to within a tolerance of +/-50mm, they are not intended to be used for carpet sizes, appliances, spaces or items of furniture. Furniture and kitchen layouts are indicative only. Please ask a Sales Consultant for further information.

FLOORPLANS

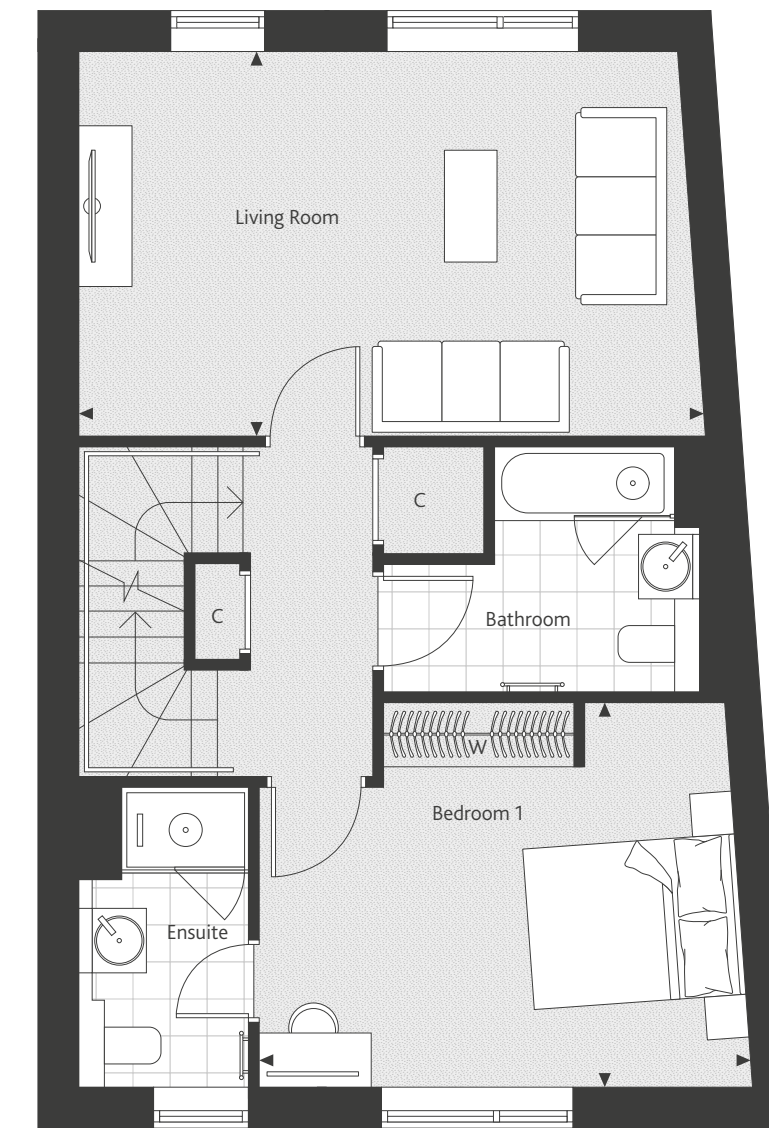
[RETURN TO HOUSE TYPES](#)



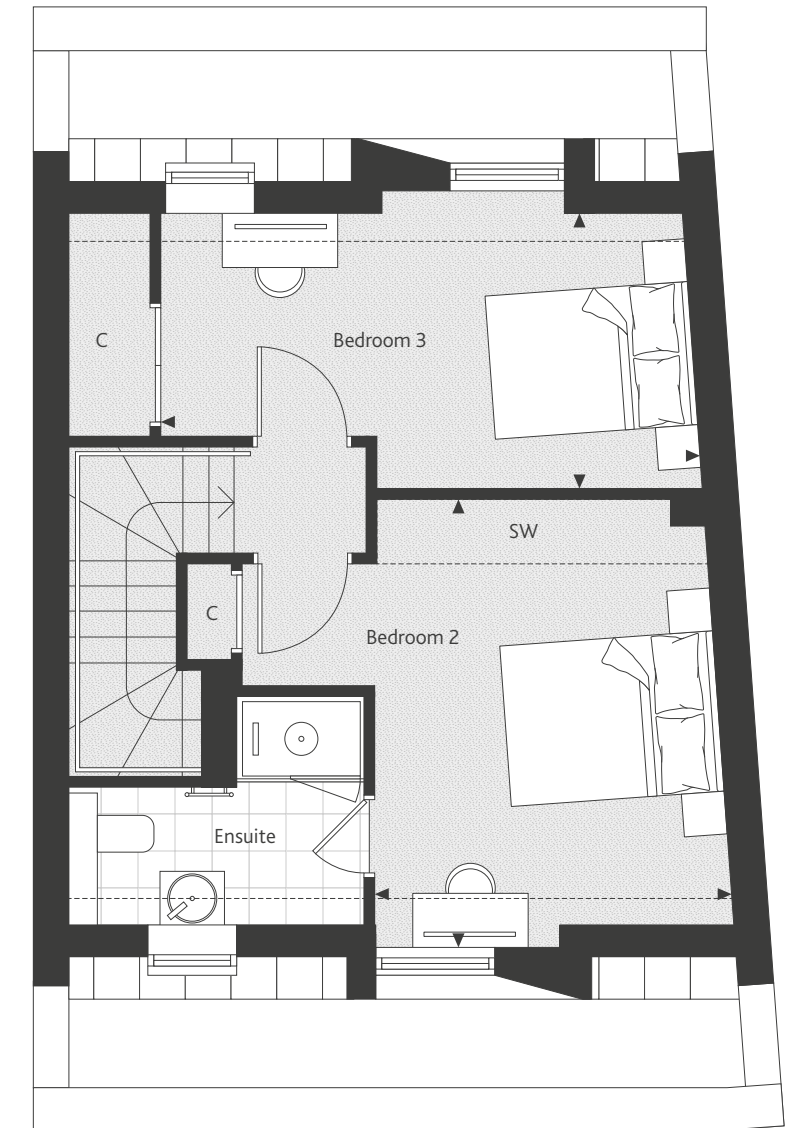
Ground Floor



First Floor



Second Floor



KEY

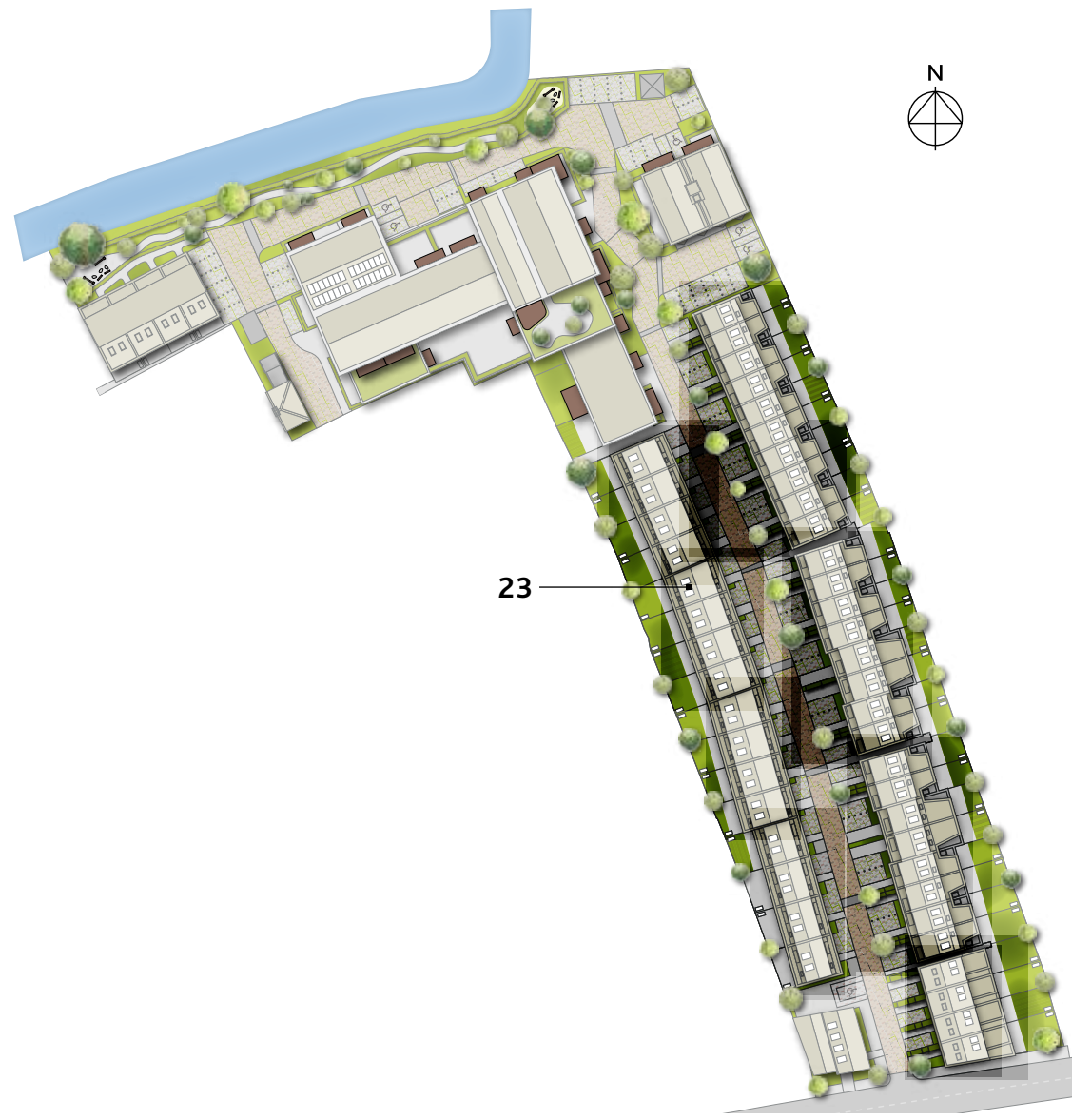
C - Cupboard **U** - Utility Cupboard **W** - Wardrobe **FF** - Fridge Freezer **OV** - Oven **SW** - Space for Wardrobe **WD** - Washer Dryer **RL** - Rooflight **HWC** - Hot Water Cylinder
J - Juliette Balcony **SC** - Services Cupboard **MVHR** - Mechanical Ventilation Heat Recovery Unit



THREE BEDROOM HOUSE

THE VIOLET

NUMBER
23



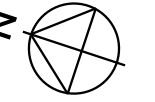
ROOM DIMENSIONS

Ground Floor		
Kitchen / Dining	3.14m x 5.76m	10'4" x 18'11"
First Floor		
Living Room	3.55m x 5.80m	11'8" x 19'0"
Bedroom 1	3.55m x 4.48m	11'8" x 14'8"
Second Floor		
Bedroom 2	4.15m x 3.23m	13'7" x 10'7"
Bedroom 3	2.53m x 4.97m	8'4" x 16'3"

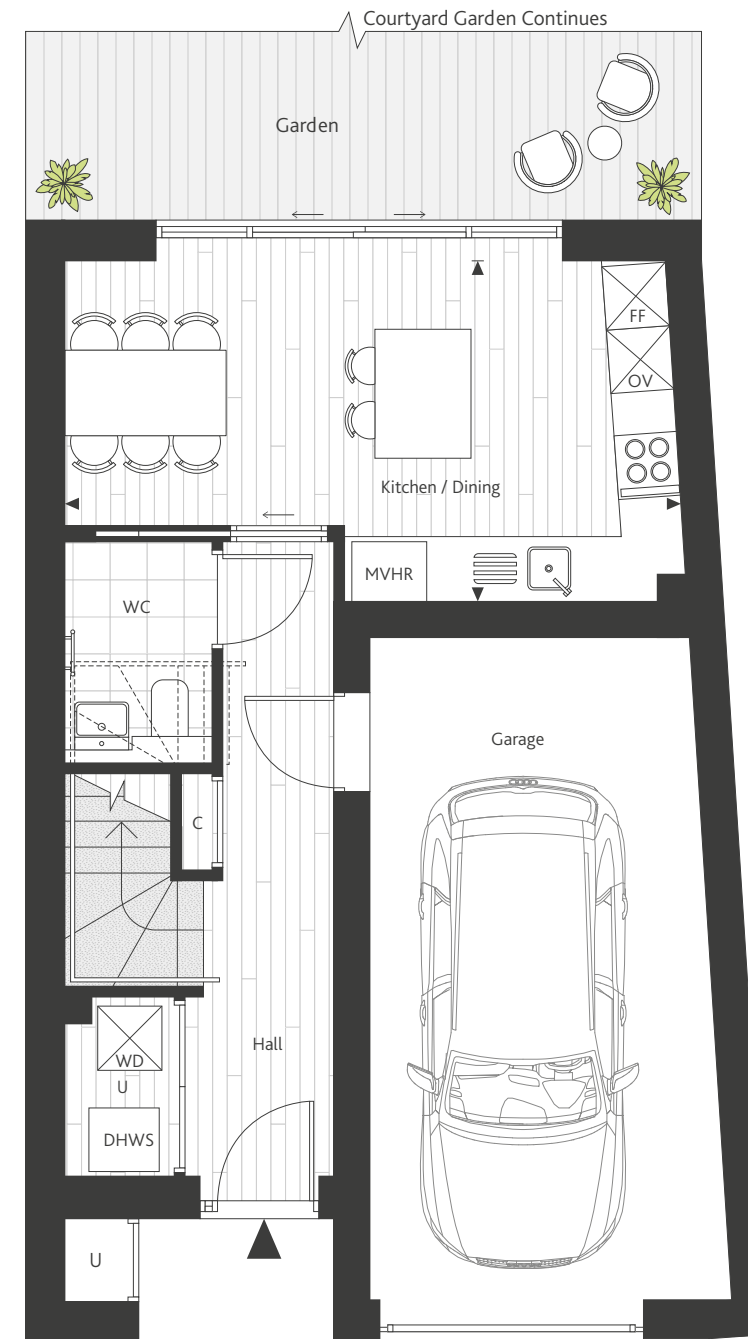
Floorplans shown are for approximate measurements only. Exact layouts and sizes may vary. The dimensions shown are accurate to within a tolerance of +/-50mm, they are not intended to be used for carpet sizes, appliances, spaces or items of furniture. Furniture and kitchen layouts are indicative only. Please ask a Sales Consultant for further information.

FLOORPLANS

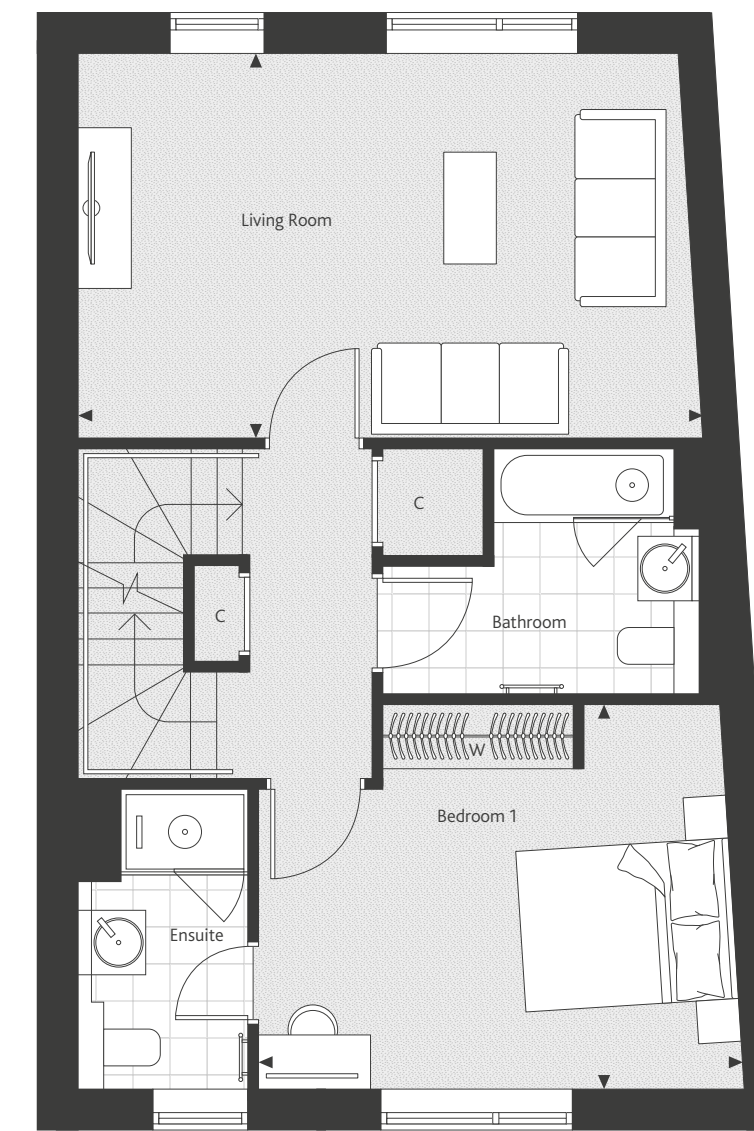
[RETURN TO HOUSE TYPES](#)



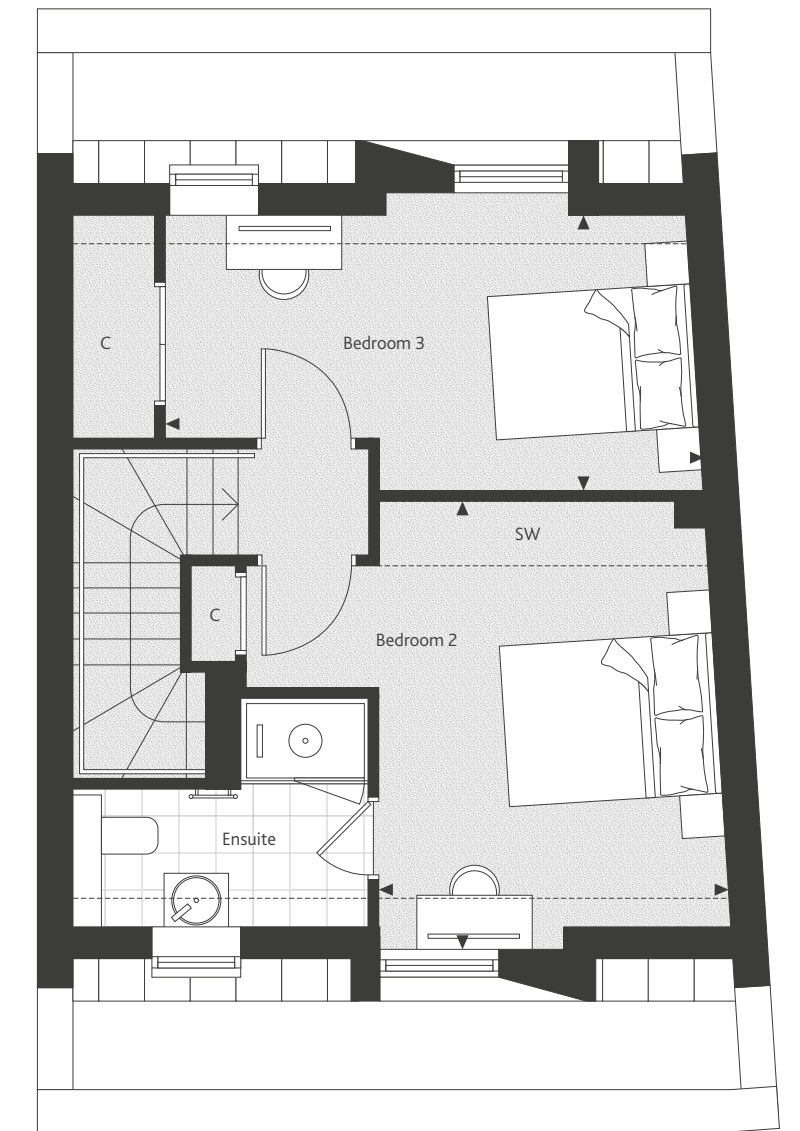
Ground Floor



First Floor



Second Floor



KEY

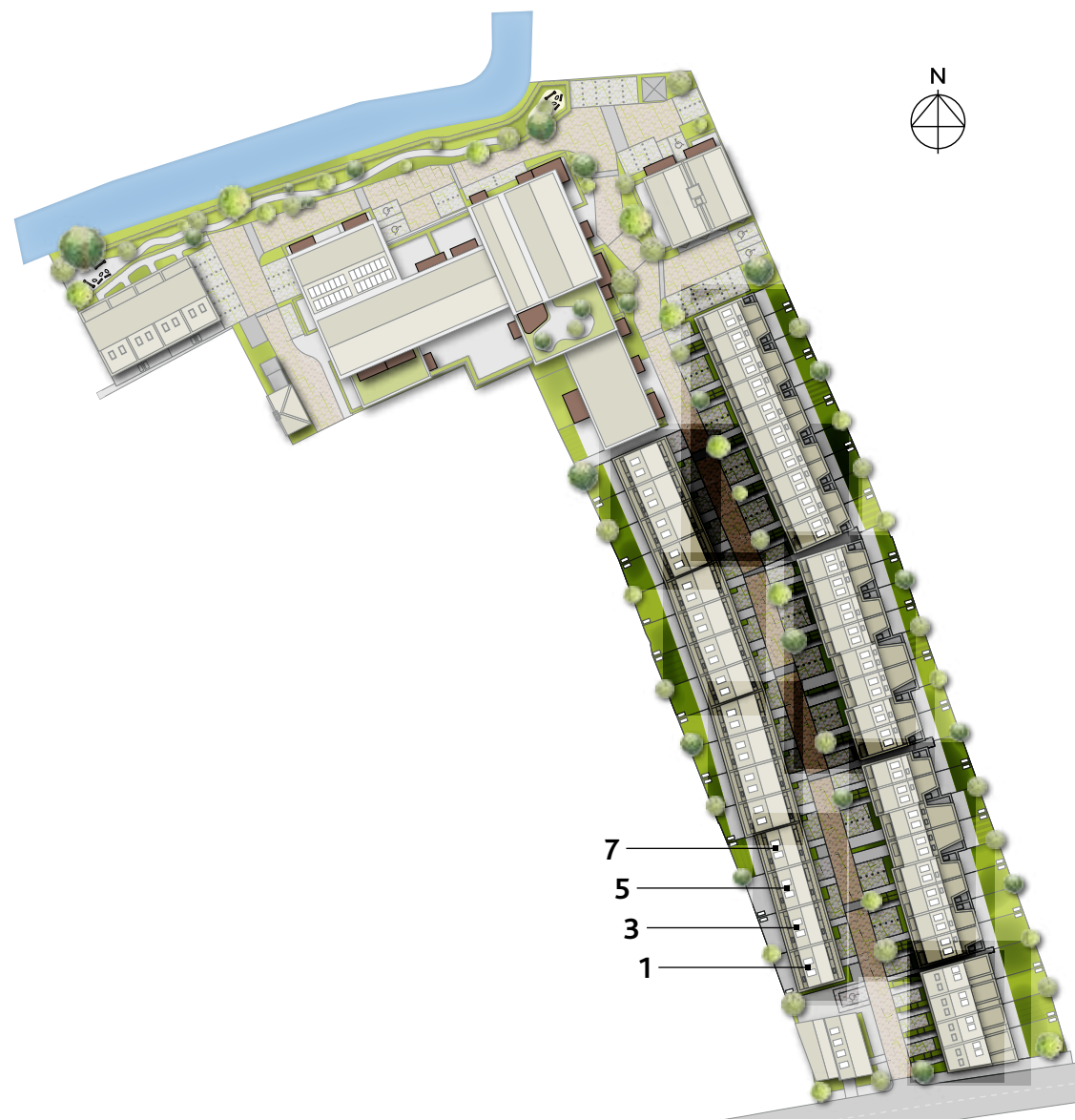
C - Cupboard **U** - Utility Cupboard **W** - Wardrobe **FF** - Fridge Freezer **OV** - Oven **SW** - Space for Wardrobe **WD** - Washer Dryer **RL** - Rooflight **HWC** - Hot Water Cylinder
J - Juliette Balcony **SC** - Services Cupboard **MVHR** - Mechanical Ventilation Heat Recovery Unit



FOUR BEDROOM HOUSE

THE PRIMROSE

NUMBERS
1, 3, 5 & 7

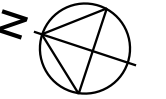


ROOM DIMENSIONS

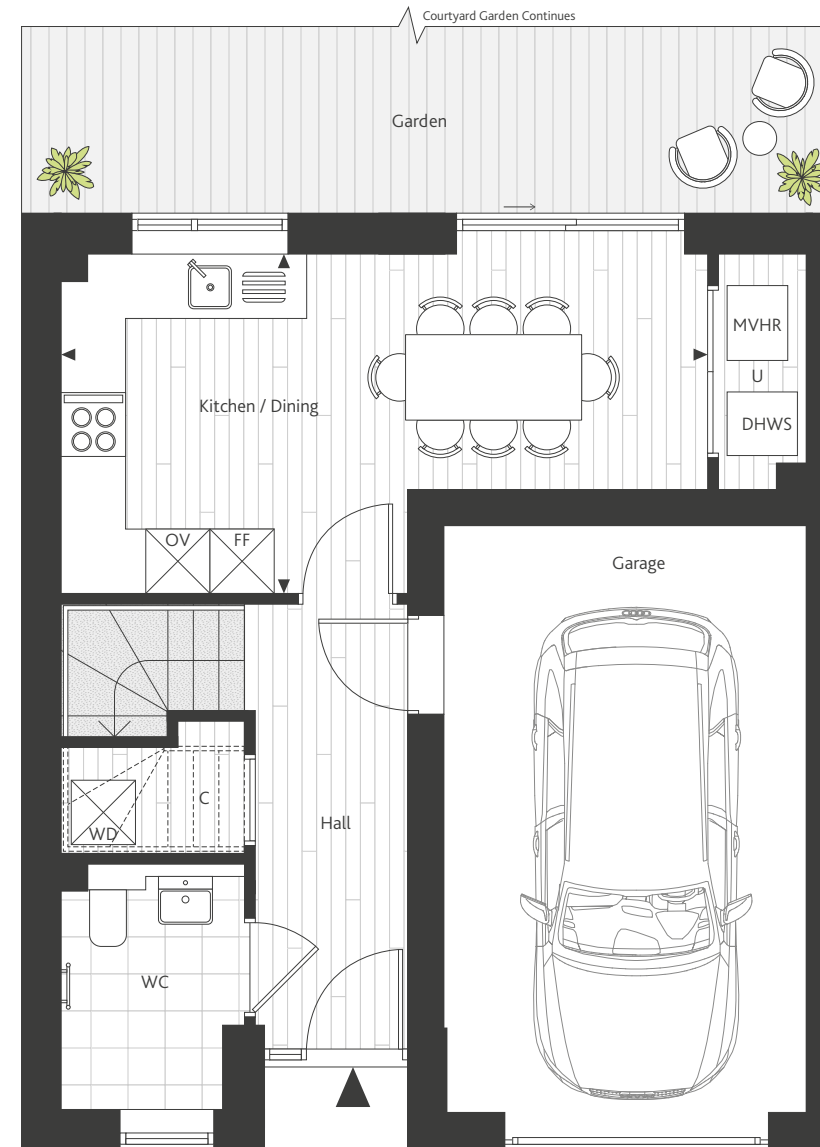
Ground Floor		
Kitchen / Dining	6.01m x 3.12m	19'9" x 10'3"
First Floor		
Living Room	4.41m x 3.35m	14'6" x 10'11"
Bedroom 2	3.77m x 3.40m	12'4" x 11'2"
Bedroom 3	3.41m x 3.10m	11'2" x 10'2"
Second Floor		
Bedroom 1	4.31m x 2.67m	14'2" x 8'9"
Bedroom 4	3.90m x 2.11m	12'9" x 6'11"

Floorplans shown are for approximate measurements only. Exact layouts and sizes may vary. The dimensions shown are accurate to within a tolerance of +/-50mm, they are not intended to be used for carpet sizes, appliances, spaces or items of furniture. Furniture and kitchen layouts are indicative only. Please ask a Sales Consultant for further information.

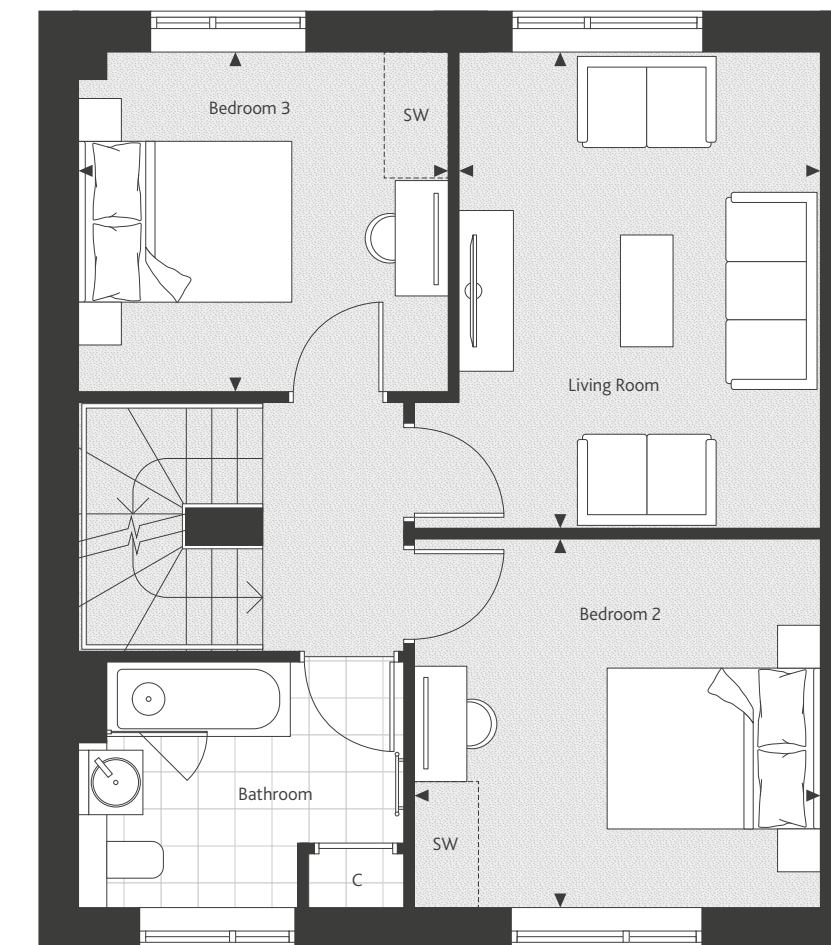
[RETURN TO HOUSE TYPES](#)



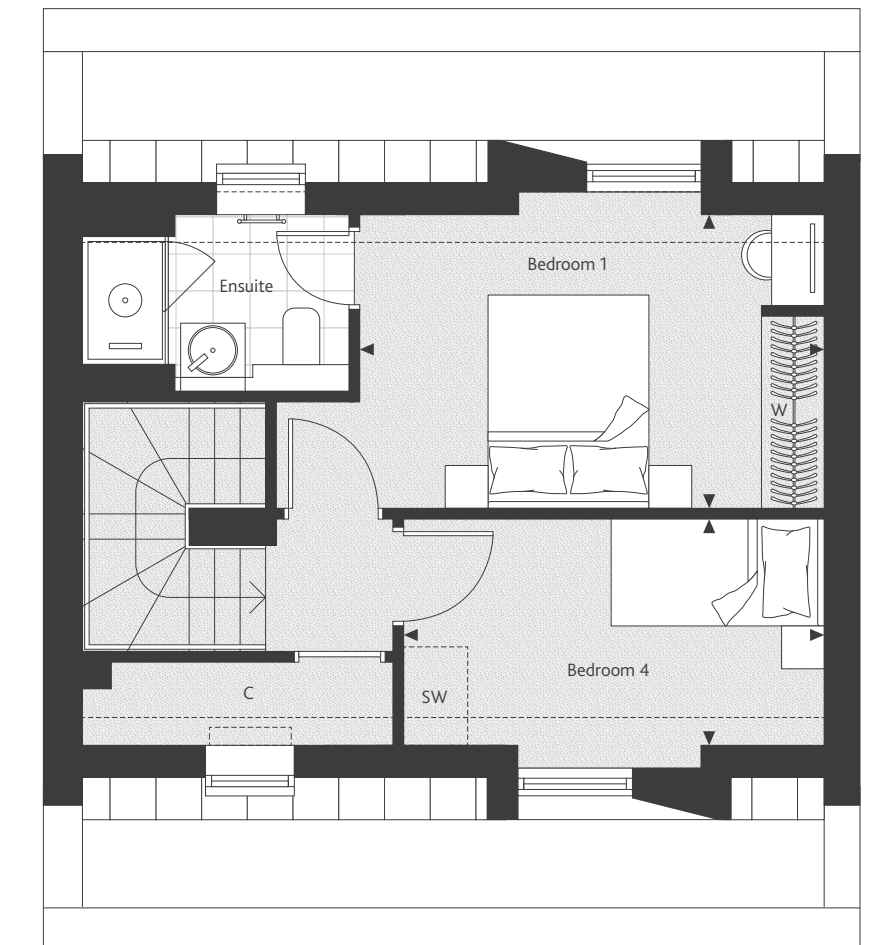
Ground Floor



First Floor



Second Floor



KEY

- C - Cupboard
- U - Utility Cupboard
- W - Wardrobe
- FF - Fridge Freezer
- OV - Oven
- SW - Space for Wardrobe
- WD - Washer Dryer
- RL - Rooflight
- HWC - Hot Water Cylinder
- J - Juliette Balcony
- SC - Services Cupboard
- MVHR - Mechanical Ventilation Heat Recovery Unit



Walton on Thames

LONDON SQUARE

Dedicated to making London greater

DISCOVER MORE >



Designed for you

At London Square, we plan right down to the finest detail to ensure that you find the home of your dreams.



Benefits of buying new

New-build properties come with a promise – you can move straight in and immediately relax in your home. No stress or costly renovation to worry about.




AWARD-WINNING CUSTOMER SERVICE

Our dedicated sales and customer care teams are here to help and guide you through every step of your purchase. Our customer service excellence has been recognised with a number of prestigious awards, including the 2023 In-House Research gold award, which is based on customers' recommendations. If you require extra assistance, our sales team will be happy to help.



10-YEAR WARRANTY

All our homes carry the reassurance of a 12-year ICW warranty. This protects our customers should their new property develop any defects arising from construction. We also add our own 2-year London Square Customer Care Warranty which ensures that should anything break down as the result of a defect, the cost of repair/ replacement is covered.




HIGH QUALITY BUILD

Quality is built into the very fabric of our homes, so you can buy with complete confidence. From the selection of construction materials to the external and internal finishes, we use only high quality products provided by our trusted supply chain and fitted by skilled craftspeople.




SECURITY & PEACE OF MIND

When you buy a London Square home off-plan, you can be assured that the finished product will meet our very high standards in every aspect of the build and finish. All appliances, fixtures and fittings are in perfect working order from day one.



ENERGY EFFICIENT

Your new home complies with all the most up-to-date building regulations for sustainability, insulation and energy efficiency. Our properties' minimum EPC ratings of B, with many achieving A, help keep you warmer and your bills lower.



COMMUNITY AND HERITAGE

Creating sustainable communities where people thrive is core to our operations. We develop places that are a pleasure to live in, with homes set in beautifully landscaped and biodiverse grounds. We always ensure our developments are well integrated into the wider local community and enjoy excellent transport links, services and facilities.



THE RESIDENTS' COMMUNITY COMMITTEE

Our mission is to make a difference to people's lives which continues once residents have moved in. The Management Company oversees the communal and estate areas across every London Square development, with an appointed managing agent to assist on its behalf.

[DISCOVER MORE >](#)



WE ARE LONDON SQUARE

Making London Greater

We are dedicated to making London even greater. Founded in 2010, our name was inspired by the ethos of London's famous squares – landmarks renowned for their legacy and community.

Now part of the Aldar Group of companies, London Square and Aldar are committed to creating world-class developments, anchored in high quality design, sustainability, and customer service excellence – building award-winning homes where people really want to live.

We are proud to be at the heart of delivering much-needed new homes and communities – revitalising forgotten, neglected corners of Greater London and beyond in key commuter locations. Our sites are in well-connected districts, close to good transport links and local amenities. They range from apartments for first-time buyers to smart family homes, from grand restorations and conversions to contemporary, destination developments. We also create affordable homes for shared ownership through our independent housing provider, Square Roots, established by London Square in 2022.

Our customers inspire every part of our process, they determine where we build, how we build and, above all, why we build. Every home encompasses inspiring architecture, clever design and specification and the highest standards of energy efficiency.

Creating a sense of place is embedded in every London Square development, with attractive landscaped gardens and open spaces, often with new shops and offices, redefining and helping to transform neighbourhoods and contribute to the local economy.

We are delighted to be creating exceptional new homes here at Twickenham Green, our fourth development in the London Borough of Richmond. This is one of the most coveted areas to live in London, offering the highest quality lifestyle from every aspect – spectacular green spaces, excellent schools, first-class amenities and fast transport links. We are working with existing residents, schools and businesses to make our development part of the local fabric, encouraging thriving communities to flourish to make a positive difference to people's lives – embodying the spirit of London Square.





LONDON SQUARE


Developments



WALTON ON THAMES



THE STAR AND GARTER

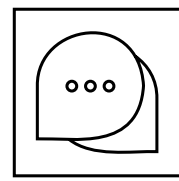


FULHAM



OUR VISION TO BRING

Sustainable living to the capital



SOCIAL

We focus our efforts on building sustainable communities as they are at the heart of who we are and what we do.

We are an Outstanding Employer, having been recognised for our industry-leading employee engagement score in 2021 and 2022. We are also proud to be a Living Wage Employer and accredited with the Greater London Authority's goodwork standard.

Communities

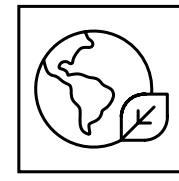
We will keep building sustainable communities where people can live, work, learn and play.

Inclusion

We will continue to be an inclusive employer of choice and create developments that foster inclusion in the community.

Employment

We will remain an outstanding employer who people want to work for.



ENVIRONMENT

Our environmental approach focuses heavily on ways we can reduce our impact on climate change and pressures that modern methods of construction can put on the earth, nature, and precious resources. We continue to innovate in order to secure a sustainable future for all.

Carbon


We will work to build net zero carbon homes by 2030, decreasing our greenhouse gas emissions year-on-year.

Waste

We will continually strive to reduce, re-use and recycle, recycling a minimum of 98% of our construction waste.

Natural resources & biodiversity

We will continue to source materials with the least environmental impact, reduce water consumption and increase biodiversity.



GOVERNANCE

We know we have work to do to increase the diversity of our Executive Board. However, the Board is supported by a strong team, with a higher than industry average representation of female and BAME employees and we are committed to increasing the diversity of our team. We continue to recruit for talent and skills, without bias.

Corporate governance

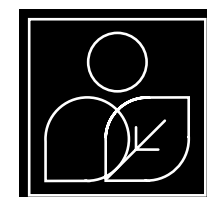
We will continue to be well governed and do business in a clear and transparent manner.

Business ethics

We will continue treating our suppliers and customers fairly.

Reporting

We will continue to pay fair taxes.



**SQUARE
FUTURE**

Building Sustainable Communities



LONDON SQUARE TWICKENHAM GREEN
EDWIN ROAD, TW2 6SP

TWICKENHAMGREEN@LONDONSQUARE.CO.UK
0333 666 0106

  @LONDONSQUAREDEVELOPMENTS

[LONDONSQUARE.CO.UK](https://www.londonsquare.co.uk)

This document is intended to provide an indication of the general style of our development and house type. Computer generated images are indicative only and do not accurately depict individual plots. London Square operates a policy of continuous development and individual features such as windows and elevational treatments may vary from time to time. To this end, any drawings, photographs or illustrations shown are non-contractual. All room dimensions shown are accurate to within +/- 50mm, they are not intended to be used for carpet sizes, appliances, spaces or items of furniture. All furniture is indicative and not supplied. Whilst every endeavour has been made to provide accurate information in relation to internal and external finishes, the Company reserves the right to change supplier and alter or vary the design and specification at any time for any reason without prior notice. Consequently these particulars should be treated as general guidance only. Nor do they constitute a contract, part of a contract or a warranty. Travel times and distances are approximate and are sourced from Google Maps, Citymapper, and tfl.gov.uk